

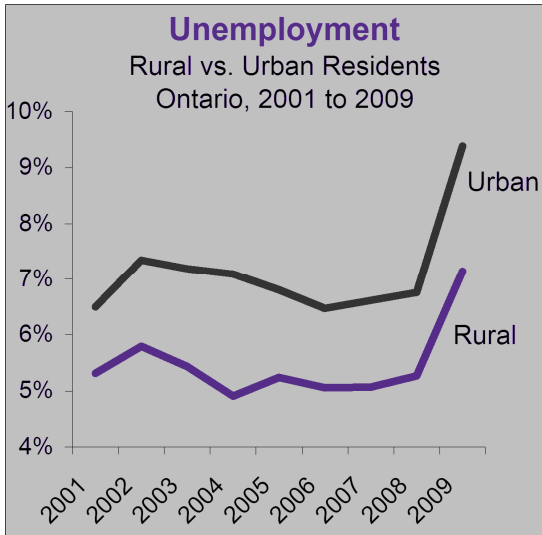
Workforce Focus

From the Workforce Planning Board of
York Region & Bradford West Gwillimbury

In this Issue:
Rural Transitions

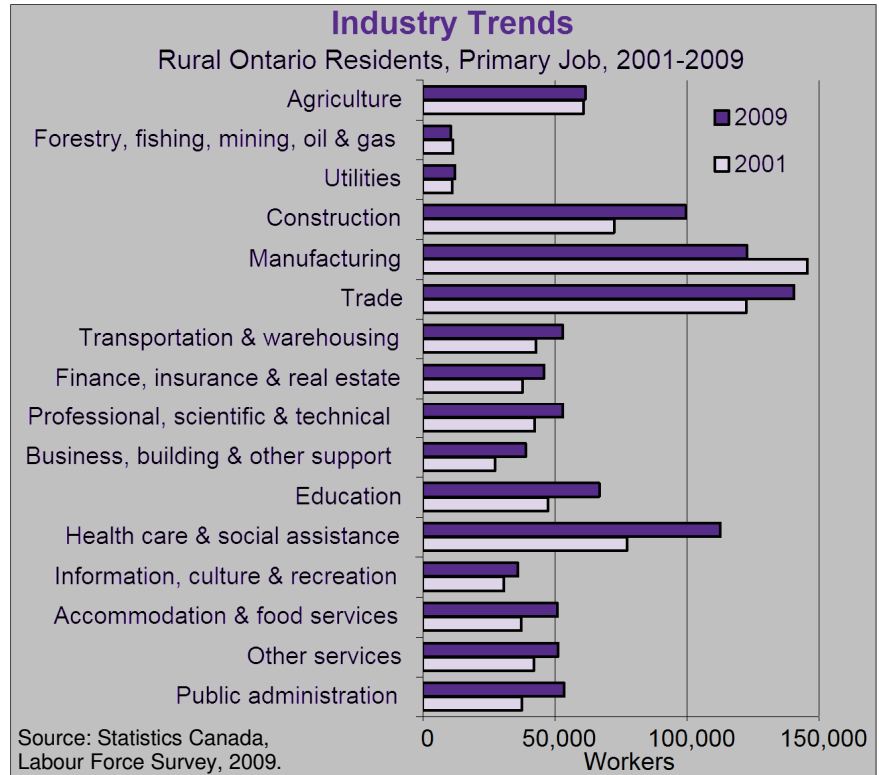
- Employment
- Demographics
- Education

Defining Rural: Areas with a population of less than 1,000 people and fewer than 400 persons per square kilometer. This includes the population in the rural fringes of census metropolitan areas and census agglomerations.



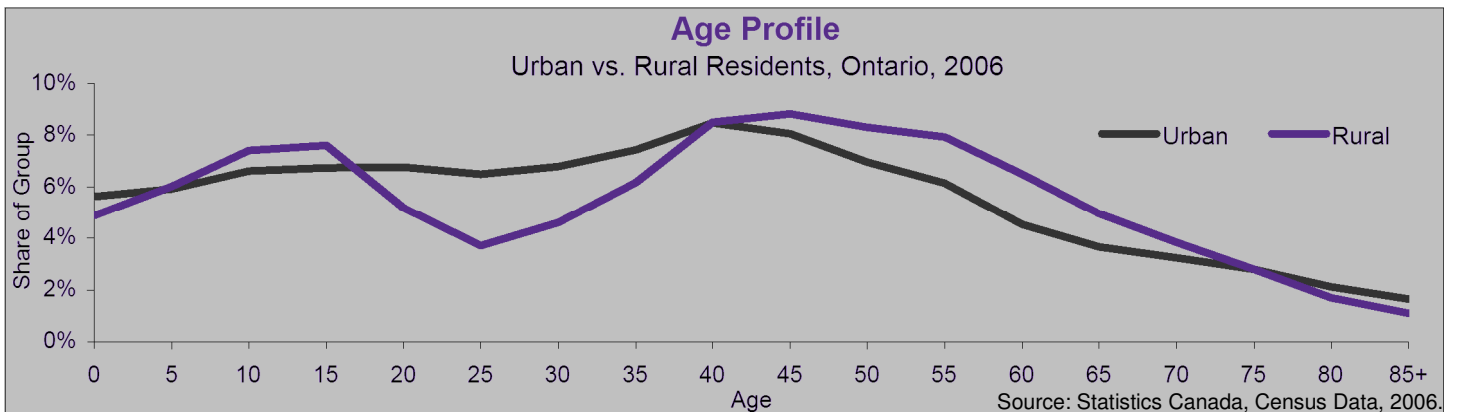
Though the unemployment rate of Ontario's rural areas has been consistently lower than that of urban areas, it too rose sharply during the recent recession. Unemployment in rural areas reached a high of 9% in April 2009, but has since declined to 6.2% as of June 2010. Urban areas of Ontario had a high of 10.7% unemployment in July 2009, while the rate has declined to 8.7% as of June 2010.

Source: Statistics Canada, Labour Force Survey, 2009.



Source: Statistics Canada, Labour Force Survey, 2009.

Amongst rural residents, healthcare and social assistance gained over 35,000 jobs from 2001 to 2009 while construction gained over 27,000. Manufacturing employment fell by 23,000 workers during this period.



Rural areas have a significant lower share of people age 20 to 35. This is often due to the trend of young adults moving to metropolitan areas to pursue their education or find a job.



For more information please contact The Workforce Planning Board at:
17665 Leslie St., Unit 42, Newmarket ON, L3Y 3E3, (905) 967-0605, tmsf@wpboard.ca

Created by : Dane Rice

Population Groups

Shares of Rural and Urban Populations
York-South Simcoe, 2006

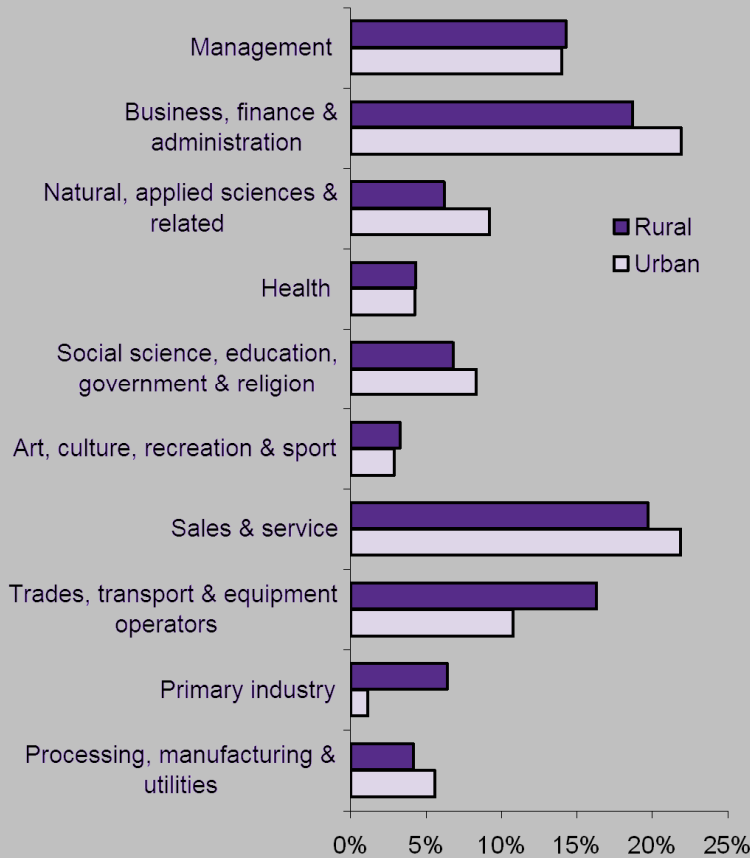
	Rural Population	Urban Population
Visible Minorities	10.5%	37.9%
Recent Immigrants	1.3%	5.3%

Source: Statistics Canada, Census Data, 2006.

Though the share of visible minorities in the local rural population is much smaller than neighboring urban areas, it is much more diverse than most other rural areas in Ontario. Like most rural regions of Ontario, recent immigrants comprise a very small share of this rural population.

Rural Workforce

Rural and Urban Residents by Share of Occupation Groups
York - South Simcoe, 2006

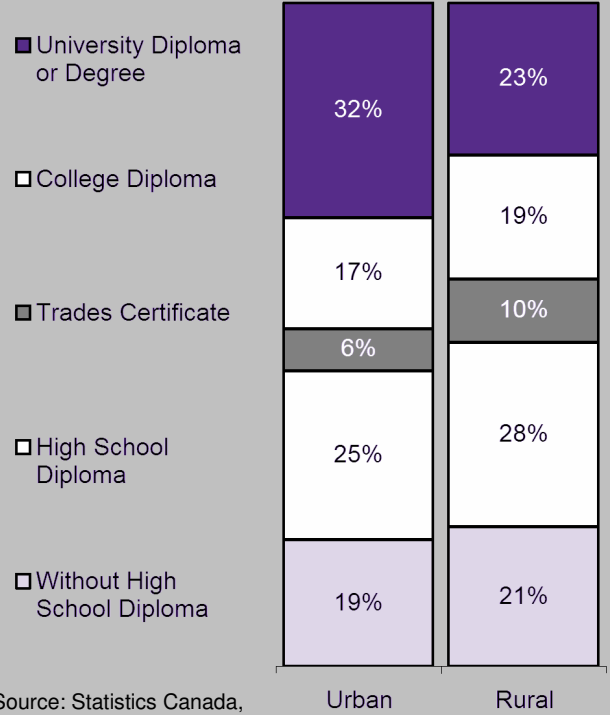


Source: Statistics Canada, Census Data, 2006. Share of Workforce

Along with farmers (primary industry), this region's rural workforce is more concentrated with trades, transport, and equipment operators than the local urban workforces.

Educational Attainment

Urban vs. Rural Residents
York - South Simcoe, 2006



Source: Statistics Canada, Census Data, 2006.

The collective education level of the local rural population is more concentrated at the college and trades level than that of local urban populations.

Rural Population Change

York

	Rural net change 2001-2006	Rural share of region, 2006	Rural share of region, change 2001-2006
York	+1,172	6%	-1.1%
Ontario	+61,648	15%	-0.4%

Source: Statistics Canada, Census Data, 2006.

Though the provincial rural population grew from 2001 to 2006, it did so at a slower rate than urban populations and now represents less of the total population. York's rural population experienced a similar trend by growing, yet at a slower rate than local urban areas.

**EMPLOYMENT
ONTARIO**

SEE MORE LABOUR MARKET INFORMATION ON
THE WEB AT WWW.WPBOARD.CA



THE VIEWS EXPRESSED IN THIS DOCUMENT DO NOT NECESSARILY REFLECT THOSE OF THE GOVERNMENT OF ONTARIO

Template originally developed by the Elgin, Middlesex, Oxford Local Training Board