

HEALTH CARE AND SOCIAL ASSISTANCE

SECTOR SPOTLIGHT REPORT FOR YORK REGION



HEALTH CARE & SOCIAL ASSISTANCE

This sector comprises establishments primarily engaged in providing health care by diagnosis and treatment, providing residential care for medical and social reasons, and providing social assistance, such as counselling, welfare, child protection, community housing and food services, vocational rehabilitation, and child care, to those requiring such assistance.

ESTIMATES OF HEALTH CARE & SOCIAL ASSISTANCE BUSINESSES OPENINGS AND CLOSURES, TORONTO CMA

Business dynamics measure	Sep-2020	Oct-2020	Nov-2020	Dec-2020	Jan-2021	Feb-2021	Mar-2021	Apr-2021	May-2021	Jun-2021
Opening businesses	821	878	623	644	582	614	610	552	527	558
Continuing businesses	16.3K	16,568	16,809	16,921	17,172	17,174	17,193	17,247	17,312	17,361
Closing businesses	408	458	465	460	483	527	540	530	494	546
Active businesses	17.1K	17,328	17,471	17,626	17,765	17,812	17,830	17,843	17,893	17,907

SOURCE: Statistics Canada. Table 33-10-0270-01. Experimental estimates for business openings and closures for Canada, provinces and territories, census metropolitan areas, seasonally adjusted

Note: **Active businesses** are those businesses that reported having one or more employees in a given month. **Opening businesses** are businesses that transition from having no employees in the previous month to having at least one employee in the current month. These instances occur when a new, small firm begins, when a large firm opens a new establishment or when a seasonal firm re-opens. **Continuing businesses** are businesses that have at least one employee in the previous month and at least one employee in the current month. **Closing businesses** are businesses that transition from having at least one employee in the previous month to having no employees in the current month. These instances occur when a small firm goes out of business, when a large firm closes an establishment temporarily or permanently, and when a seasonal firm ceases business activity for the year.

YORK REGION HEALTH CARE & SOCIAL ASSISTANCE BUSINESS COUNTS BY # OF EMPLOYEES

Industry	1-4	5-9	10-19	20-49	50-99	100-199	200-499	500 +	Total, with employees	Without employees
621 - Ambulatory health care services	2,602	708	311	100	16	5	5	2	3,749	4,793
622 - Hospitals	6	1	0	0	0	1	1	2	11	12
623 - Nursing and residential care facilities	56	61	32	38	28	18	11	2	246	117

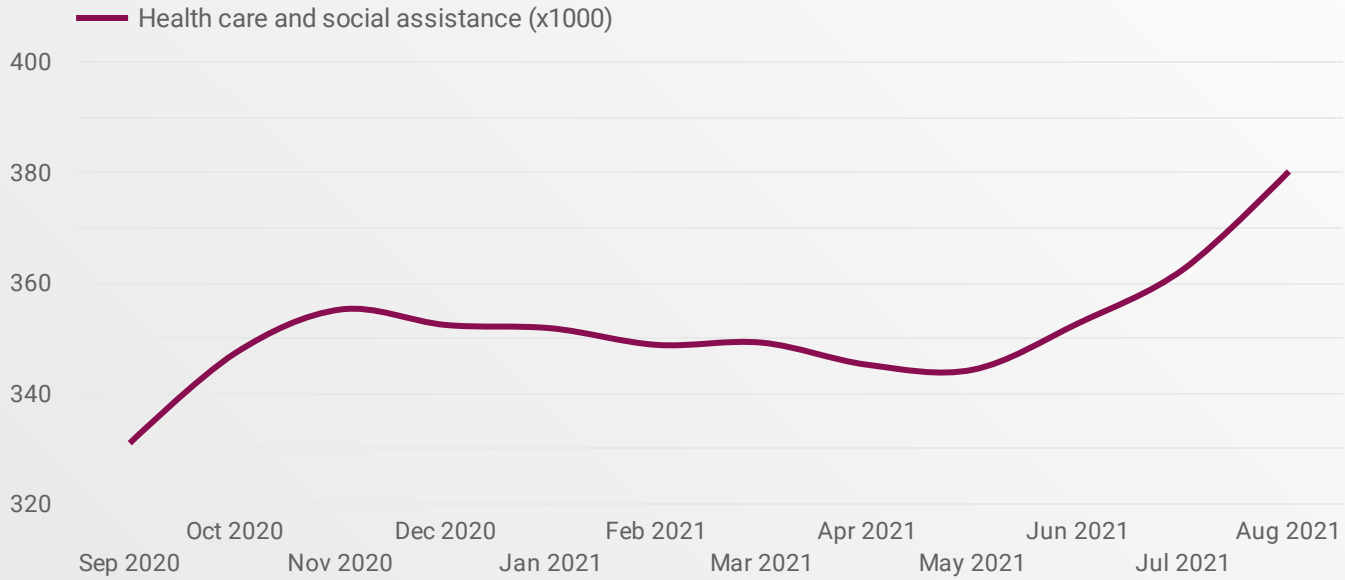
SOURCE: Statistics Canada. Canadian Business Counts, June 2021

Note: Business size ranges are estimated by Statistics Canada based on Canada Revenue Agency form (PD7) filed by the employer where the number of employees over the last pay period (full time or not) is reported. This variable is updated on a monthly basis.

HEALTH CARE AND SOCIAL ASSISTANCE

EMPLOYMENT AND HIRING DEMAND

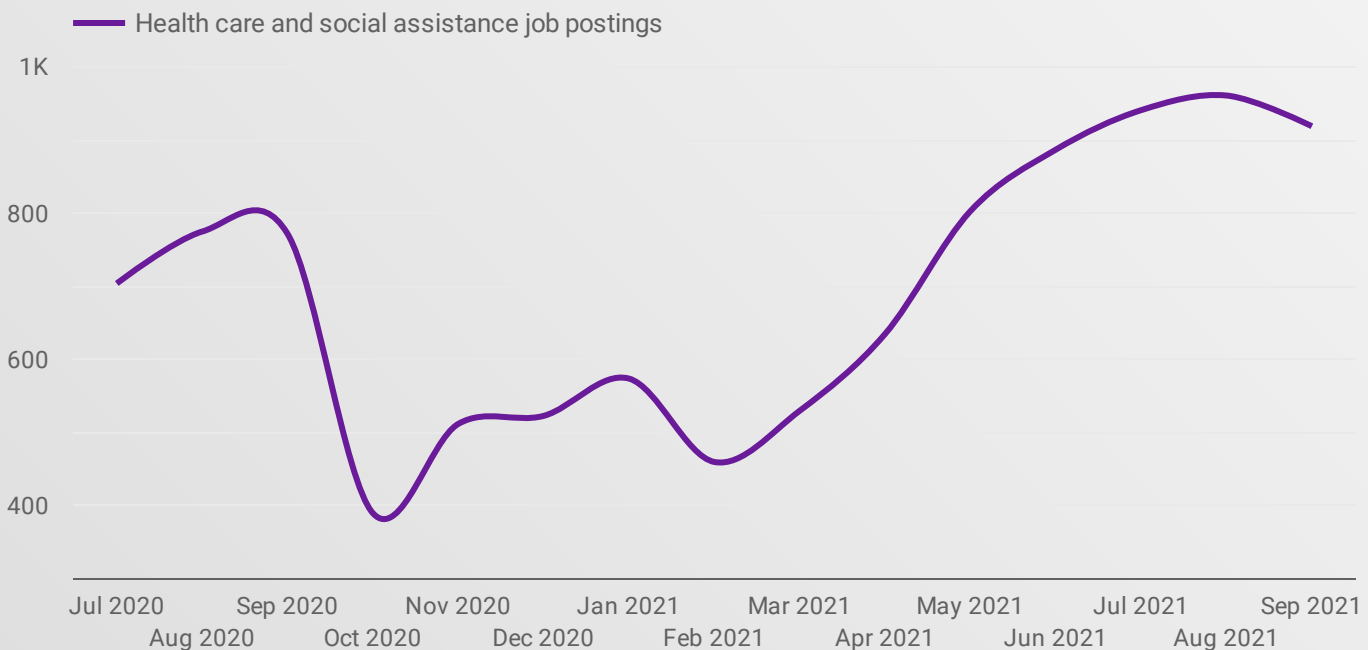
HEALTH CARE AND SOCIAL ASSISTANCE EMPLOYMENT, TORONTO CMA*



SOURCE: Statistics Canada. Table 14-10-0379-01 Employment by industry, three-month moving average, unadjusted for seasonality (x 1,000)
*Toronto CMA includes the City of Toronto, regional municipalities of Peel, York, Halton (excluding Burlington) and parts of Durham (Ajax, Pickering, Uxbridge)

HEALTH CARE AND SOCIAL ASSISTANCE HIRING DEMAND BY MONTH, YORK REGION

How many new job postings were advertised each month?



SOURCE: Workforce Planning Board of York Region, Work in York. Job Board

HIRING DEMAND HEALTH CARE AND SOCIAL ASSISTANCE

JOB POSTINGS BY THE NUMBERS SEPTEMBER 2021

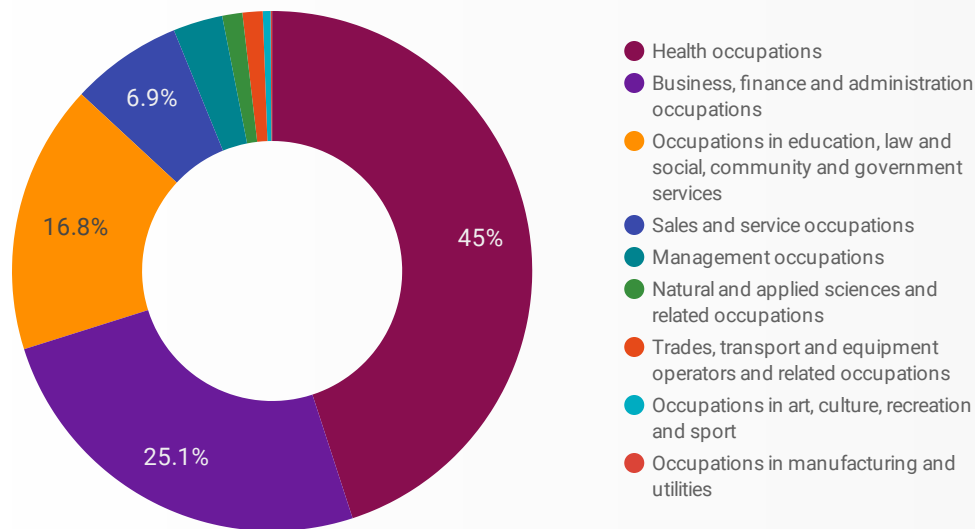
Where are job opportunities being offered?

JOB POSTINGS BY MUNICIPALITY

	MUNICIPALITY	AVG POSTING LENGTH IN DAYS	MEDIAN POSTING LENGTH IN DAYS	POSTING COUNT
1.	City of Markham	17.6	18	323
2.	Town of Newmarket	41.3	18	254
3.	City of Vaughan	18.4	18	219
4.	Town of Richmond Hill	17.0	18	206
5.	Town of Aurora	16.7	18	46
6.	Township of King	17.6	18	19
7.	Town of Georgina	17.3	18	15
8.	Town of East Gwillimbury	17.6	18	6

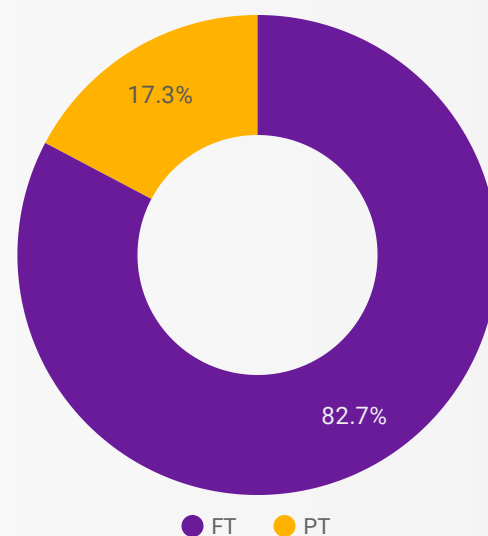
What skill type is being recruited?

JOB POSTINGS BY SKILL TYPE



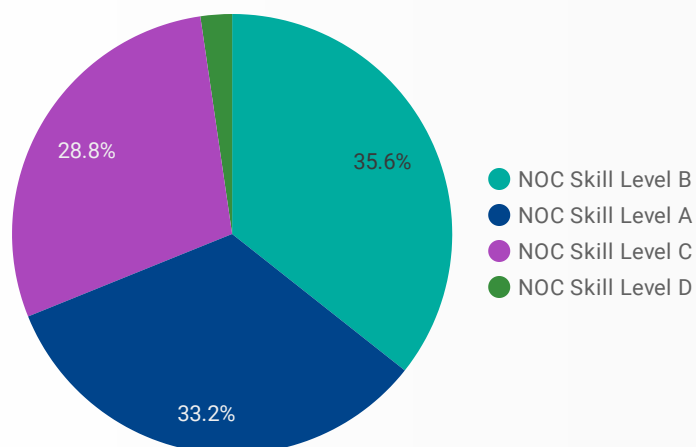
JOB TYPE

Full time vs Part - time



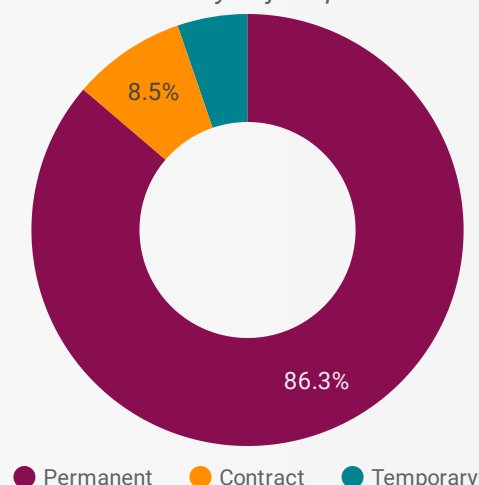
What education do occupations typically require?

JOB POSTINGS BY SKILL LEVEL



JOB DURATION

Permanency of jobs posted



Skill Level A = Usually University education | Skill Level B = Usually College education or Apprenticeship training | Skill Level C = Usually Secondary education or occupation-specific training | Skill Level D = Usually on-the-job training

What sectors are hiring?

TOP HIRING SECTORS (6 DIGITS NAICS CODE)

NAICS CODE	HIRING SECTORS	POSTING COUNT	AVG POSTING LENGTH IN DAYS	MEDIAN POSTING LENGTH IN DAYS
622111	General (except paediatric) hospitals	314	34.6	18
622112	Paediatric hospitals	151	17.5	18
621210	Offices of dentists	133	17.1	18
624410	Child day-care services	118	18.9	18
621390	Offices of all other health practitioners	67	17.6	18
621110	Offices of physicians	55	20.7	18
624120	Services for the elderly and persons with disabilities	52	16.7	18
623310	Community care facilities for the elderly	35	17.4	18
621340	Offices of physical, occupational, and speech therapists and audiolog...	29	16.4	18
621320	Offices of optometrists	27	16.1	18
624190	Other individual and family services	20	17.1	18
621990	All other ambulatory health care services	19	21.6	18
621420	Out-patient mental health and substance abuse centres	17	17.2	18
621310	Offices of chiropractors	16	17.6	18
621510	Medical and diagnostic laboratories	15	17.2	18
621610	Home health care services	11	17.5	18
624110	Child and youth services	10	17.1	18
621499	All other out-patient care centres	6	16.3	16
623110	Nursing care facilities	6	18	18
621330	Offices of mental health practitioners (except physicians)	2	23	23
624230	Emergency and other relief services	2	18	18
624310	Vocational rehabilitation services	1	31	31

1 - 22 / 22 < >

SOURCE: Workforce Planning Board of York Region, Work in York. Job Board

HIRING DEMAND HEALTH CARE & SOCIAL ASSISTANCE

JOB POSTINGS BY THE NUMBERS SEPTEMBER 2021

Who is hiring and what occupations are being recruited?

What kind of jobs are in-demand?

TOP OCCUPATIONS

4 DIGIT NOC NAME	SKILL LEVEL	POSTING COUNT
Registered nurses and registered psychiatric nurses	NOC Skill Level A	156
Early childhood educators and assistants	NOC Skill Level B	74
Receptionists	NOC Skill Level C	66
Dental assistants	NOC Skill Level C	62
Medical administrative assistants	NOC Skill Level B	56
Nurse aides, orderlies and patient service associates	NOC Skill Level C	44
Administrative assistants	NOC Skill Level B	39
Home support workers, housekeepers and related occupations	NOC Skill Level C	36
Social workers	NOC Skill Level A	34
Licensed practical nurses	NOC Skill Level B	26
Other assisting occupations in support of health services	NOC Skill Level C	18
Health information management occupations	NOC Skill Level B	17
Medical laboratory technicians and pathologists; assistants	NOC Skill Level B	17
Medical radiation technologists	NOC Skill Level B	16
Managers in health care	NOC Skill Level A	16
Human resources professionals	NOC Skill Level A	16
Other customer and information services representatives	NOC Skill Level C	14
Nursing co-ordinators and supervisors	NOC Skill Level A	13
Cooks	NOC Skill Level B	13
Food counter attendants, kitchen helpers and related support occupations	NOC Skill Level D	11
Administrative officers	NOC Skill Level B	11
Human resources and recruitment officers	NOC Skill Level B	10
Elementary and secondary school teacher assistants	NOC Skill Level C	9
Other professional occupations in therapy and assessment	NOC Skill Level A	9

1 - 100 / 115 < >

Who is hiring?

TOP EMPLOYERS/AGENCIES

COMPANY	MUNICIPALITY	POSTINGS COUNT
Southlake Regional Health ...	Town of Newmarket	166
Markham Stouffville Hospital	City of Markham	151
Mackenzie Health	Town of Richmond ...	88
Mackenzie Health	City of Vaughan	58
Cardinal Health	City of Vaughan	23
Yee Hong Centre For Geriatr...	City of Markham	13
Deafblind Ontario Services	Town of Newmarket	9
Se Health	City of Markham	8
Upper Canada Child Care	City of Markham	8
Delmanor Elgin Mills	Town of Richmond ...	8
Upper Canada Child Care	City of Vaughan	8
Verve Senior Living	Town of Newmarket	7
Lifelabs	City of Markham	6
Lifelabs	Town of Richmond ...	6
Kids & Company	Town of Aurora	6
Canadian Mental Health As...	Town of Newmarket	6
Verve Senior Living	#N/A	5
Promenade Optometric Clinic	City of Vaughan	5
Back Clinics Of Canada	City of Vaughan	5
K-Dental Inc.	City of Markham	5
Childventures	Town of Richmond ...	5
Kinark Child & Family Servic...	City of Markham	5
Bloom Care Solutions	City of Vaughan	5
Uptown Eye Specialists	City of Vaughan	5
Sabari Orthodontics	Town of Richmond ...	5
Woodbridge Dental Office	City of Vaughan	4
Breakthrough Autism	Town of Richmond ...	4
Childventures	Town of Aurora	4
Lifelabs	Town of Newmarket	4
Vaughan Community Healt...	City of Vaughan	4

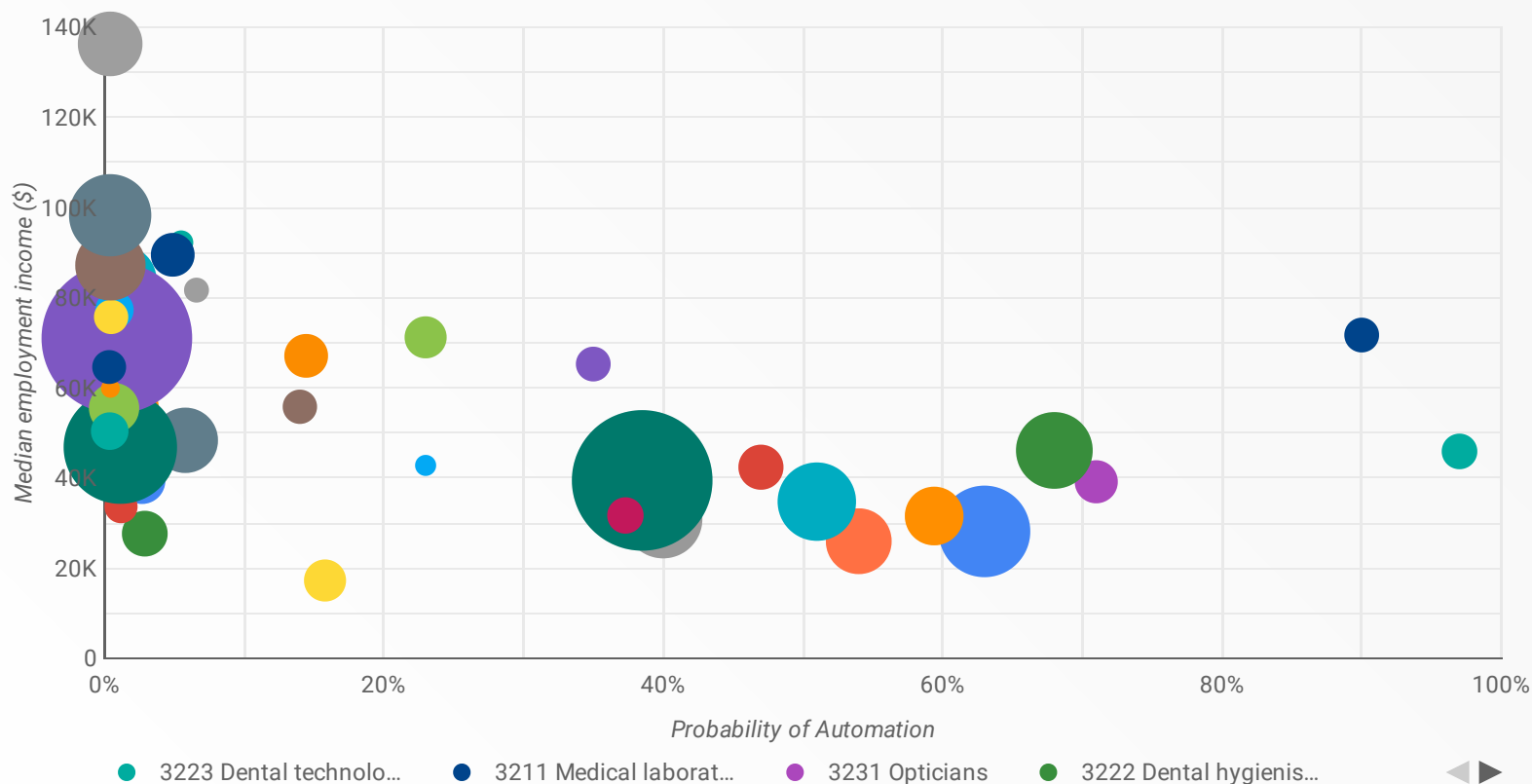
1 - 100 / 359 < >

AUTOMATION POTENTIAL

HEALTH CARE & SOCIAL ASSISTANCE OCCUPATIONS IN YORK REGION 2026 -2036

(NOC) Occupations ^	York Region Occupations	Probability of Automation	Median employment income in 2016	Low Wage/Hr in 2019	Median Wage/Hr in 2019	High Wage/Hr in 2019
3011 Nursing co-ordinators and supervisors	250	0.73%	\$77,283	\$18	\$37.5	\$48.67
3012 Registered nurses and registered psychiatric nurses	3,855	0.9%	\$71,006	\$22	\$35	\$47
3111 Specialist physicians	710	0.42%	\$136,313	No data	No data	No data
3112 General practitioners and family physicians	1,150	0.42%	\$98,295	No data	No data	No data
3113 Dentists	840	0.44%	\$87,184	No data	No data	No data
3114 Veterinarians	250	3.8%	\$64,868	\$30,296	\$81,771	\$167,068
3121 Optometrists	200	14%	\$55,812	No data	No data	No data
3122 Chiropractors	370	2.7%	\$39,426	No data	No data	No data
3124 Allied primary health practitioners	100	5.5%	\$92,236	\$27	\$53.33	\$60
3125 Other professional occupations in health diagnosing and treating	170	2%	\$44,054	No data	No data	No data
3131 Pharmacists	860	1.2%	\$83,812	\$34,951	\$94,490	\$132,083
3132 Dietitians and nutritionists	240	0.39%	\$50,408	\$25	\$36.5	\$44
3141 Audiologists and speech-language pathologists	200	0.49%	\$75,741	\$22.44	\$37.76	\$49.1
3142 Physiotherapists	425	2.1%	\$55,784	\$25.48	\$42	\$46.15
3143 Occupational therapists	195	0.35%	\$64,625	\$32	\$44	\$55

1 - 42 / 42 < >



Source: (1) Talented Mr. Robot, Brookfield Institute for Innovation & Entrepreneurship (2) Statistics Canada, Census 2016 (3) Statistics Canada, Labour Force Survey data for hourly wages in Toronto CMA.

Note: The charts show the probability of automation of health care and select social assistance occupations by calculating how many of the work activities in each occupation could be automated. To better understand the local impact of these projections, the 2016 median incomes and workforce numbers for York Region have been added. Bubble size indicates the labour force.

PROJECTED RETIREMENTS BY OCCUPATION

YORK REGION HEALTH CARE AND SOCIAL ASSISTANCE SECTOR 2022 -2026

This chart shows projected annual retirements in the Health Care & Social Assistance Sectors in York Region by National Occupation Classification (NOC) between 2022 - 2026. The retirement rate is the number of people out of 100 York Region employees that will retire in the identified year. The annual local retirement figures were calculated by applying the annual national retirement rates to the number of York Region employees in each occupation, as reported in the 2016 Census.

Occupation Name	York Region employed	Rate 2022	Retirements 2022	Rate 2023	Retirements 2023	Rate 2024	Retirements 2024	Rate 2025	Retirements 2026
Psychologists	430	3.41	15	3.26	14	3.05	13	2.96	97
Nursing co-ordinators and supervisors	250	3.12	8	2.96	7	2.76	7	2.65	No data
Opticians	315	2.68	8	2.55	8	2.61	8	2.47	32
Home support workers, housekeepers and related occupations	1425	2.42	35	2.46	35	2.42	34	2.41	7
Dentists	840	2.25	19	2.16	18	2.14	18	2.12	24
Registered nurses and registered psychiatric nurses	3855	2.05	79	1.98	76	1.93	74	1.88	5
Optometrists, chiropractors and other health diagnosing and treating professionals	840	2.03	17	1.91	16	1.86	16	1.85	4
General practitioners and family physicians	1150	2.02	23	1.99	23	1.92	22	1.87	13
Veterinarians	250	1.95	5	1.97	5	1.93	5	1.86	16
Specialist physicians	710	1.92	14	1.82	13	1.82	13	1.78	68
Nurse aides, orderlies and patient service associates & Other assisting occupations in support of health services	3360	1.90	64	1.89	63	1.86	62	1.85	19
Licensed practical nurses	725	1.83	13	1.80	13	1.81	13	1.77	18
Medical laboratory technologists & Medical laboratory technician and pathologists' assistants	550	1.81	10	1.90	10	1.86	10	1.89	7
Technical occupations in dental health care	1275	1.71	22	1.82	23	1.82	23	1.83	20
Practitioners of natural healing; Massage therapists & Other technical occupations in therapy and assessment	1035	1.63	17	1.64	17	1.57	16	1.54	5
Social and community service workers	2185	1.54	34	1.51	33	1.49	33	1.46	12
Social workers & Probation and parole officers and related occupations	840	1.37	10	1.36	11	1.42	12	1.45	6
Respiratory therapists, clinical perfusionists and cardiopulmonary technologists; Medical radiation technologists & Medical sonographers	610	1.35	8	1.32	8	1.36	8	1.41	5
Cardiology technologists and electrophysiological diagnostic technologists, n.e.c. & Other medical technologists and technician (except dental health)	1120	1.35	15	1.33	15	1.33	15	1.35	8
Pharmacists	860	1.17	10	1.34	12	1.35	12	1.32	11
Physiotherapists	425	1.10	5	1.04	4	1	4	1.03	2
Dental assistants	1045	1.08	11	1.19	12	1.29	13	1.41	5

APPENDIX - SECTOR STRUCTURE

Below it is shown this sector's 4 subsectors (3-digit level), as well as the 4-digit level Industry Groups that are explored in this report.

SUBSECTOR NAICS 621 – Ambulatory health care services

Code ▾	Industry group
6219	Other ambulatory health care services
6216	Home health care services
6215	Medical and diagnostic laboratories
6214	Out-patient care centres
6213	Offices of other health practitioners
6212	Offices of dentists
6211	Offices of physicians

SUBSECTOR NAICS 622 – Hospitals

Code ▾	Industry group
6223	Specialty (except psychiatric and substance abuse) hospitals
6222	Psychiatric and substance abuse hospitals
6221	General medical and surgical hospitals

SUBSECTOR NAICS 623 – Nursing and residential care facilities

Code ▾	Industry group
6239	Other residential care facilities
6233	Community care facilities for the elderly
6232	Residential developmental handicap, mental health and substance abuse...

SUBSECTOR NAICS 624 – Social assistance

Code ▾	Industry group
6244	Child day-care services
6243	Vocational rehabilitation services
6242	Community food and housing, and emergency and other relief services