

# JOB DEMAND REPORT

## JANUARY 2023

### HIGHLIGHTS

#### JOB POSTINGS BY THE NUMBERS

POSTING COUNT	NEW THIS MONTH	COMPANIES	JOB BOARDS
17,830	11,755	6,340	35

#### # OF DAYS POSTED

AVERAGE	MEDIAN
20.4	17

## REPORT BUILDER

The default filter selection below will show all job demand data for the month. You can use the filters to create a customized report for the purpose of understanding a subset of the data.

#### OCCUPATION FILTERS

SKILL TYPE NAME / 1-DIGIT NOC	▼
MAJOR GROUP / 2-DIGIT NOC	▼
MINOR GROUP / 3-DIGIT NOC	▼
UNIT GROUP / 4-DIGIT NOC	▼
SKILL LEVEL	▼
JOB TYPE	▼
JOB DURATION	▼
ADDITIONAL LANGUAGE	▼
SPECIFIC JOB TAGS	▼

#### INDUSTRY/SECTOR FILTERS

HIRING SECTOR BY 2-DIGIT NAICS CODE	▼
HIRING SECTOR BY 3-DIGIT NAICS CODE	▼
HIRING SECTOR BY 4-DIGIT NAICS CODE	▼
HIRING SECTOR BY 5-DIGIT NAICS CODE	▼
HIRING SECTOR BY 6-DIGIT NAICS CODE	▼

#### OTHER FILTERS

MUNICIPALITY	▼
JOB BOARD	▼

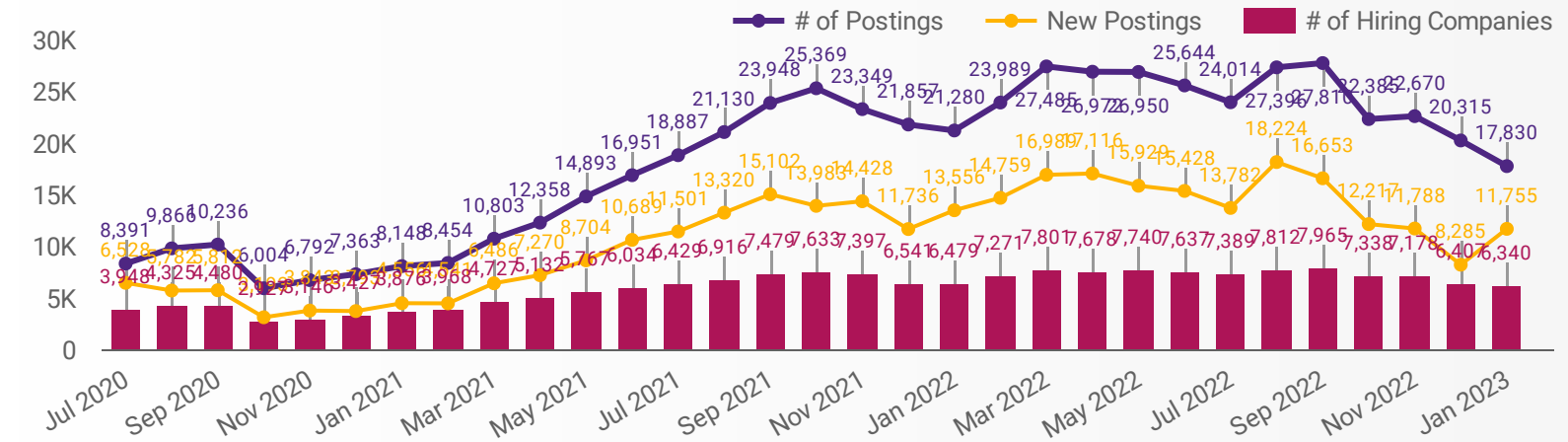
NOC = National Occupation Classification | NAICS = North American Industry Classification System

#### Source:

Job posting data collected by Workforce Planning Board of York Region from job boards and employer websites who recruit candidates in York Region.

## JOB POSTINGS BY MONTH FOR YORK REGION

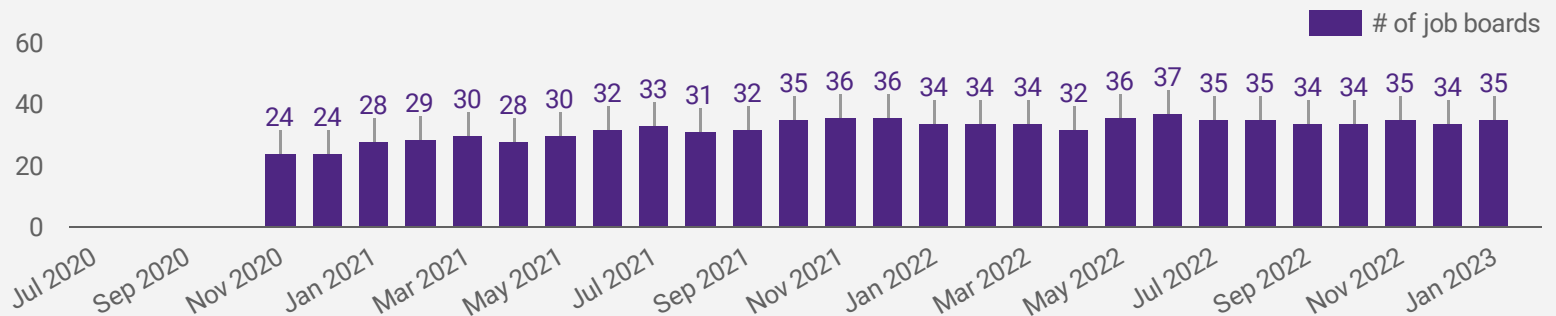
How many job postings were active for at least 1 day this month?



NOTE: This graph cannot be filtered using the controls on the cover page

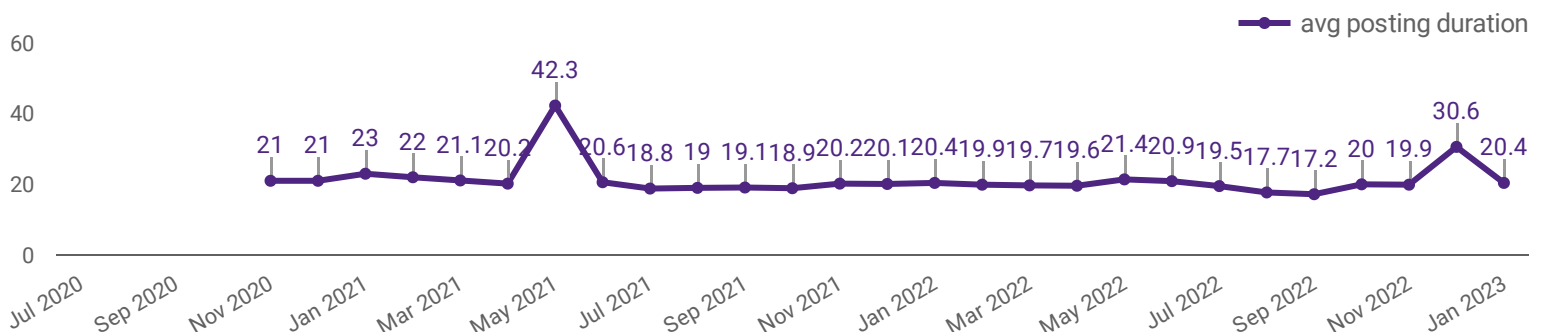
## NUMBER OF ACTIVE JOB BOARDS

How many job postings were active for at least 1 day this month on these job boards?



## AVERAGE POSTING LENGTH BY DAYS

How long are employers having to recruit for in order to find candidates to fill their job vacancies?



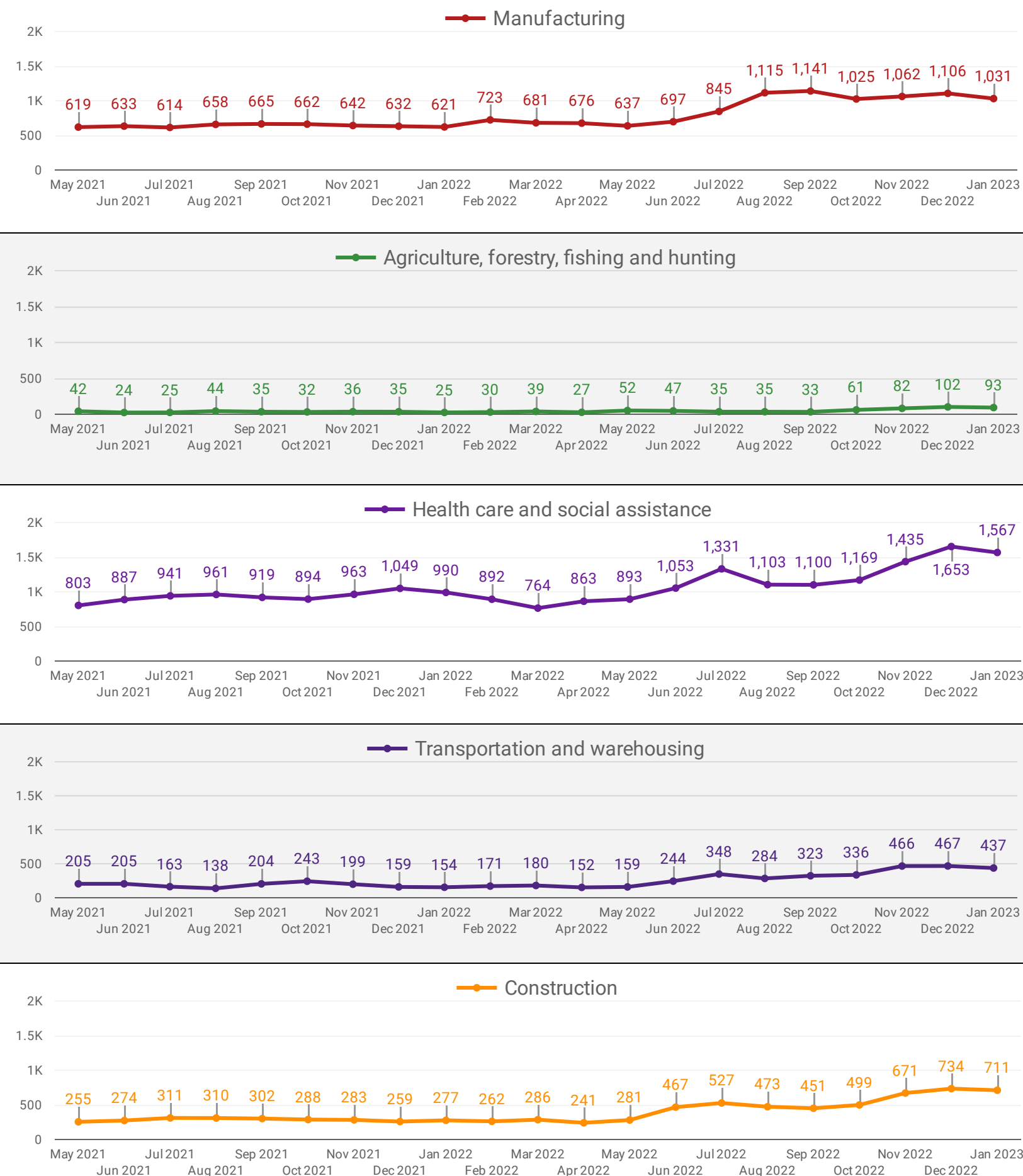
## POST DATE TIMELINE FOR THIS MONTH'S ACTIVE JOB POSTINGS

How many job postings were active for at least 1 day this month?



## DEMAND BY KEY SECTOR (YORK REGION)

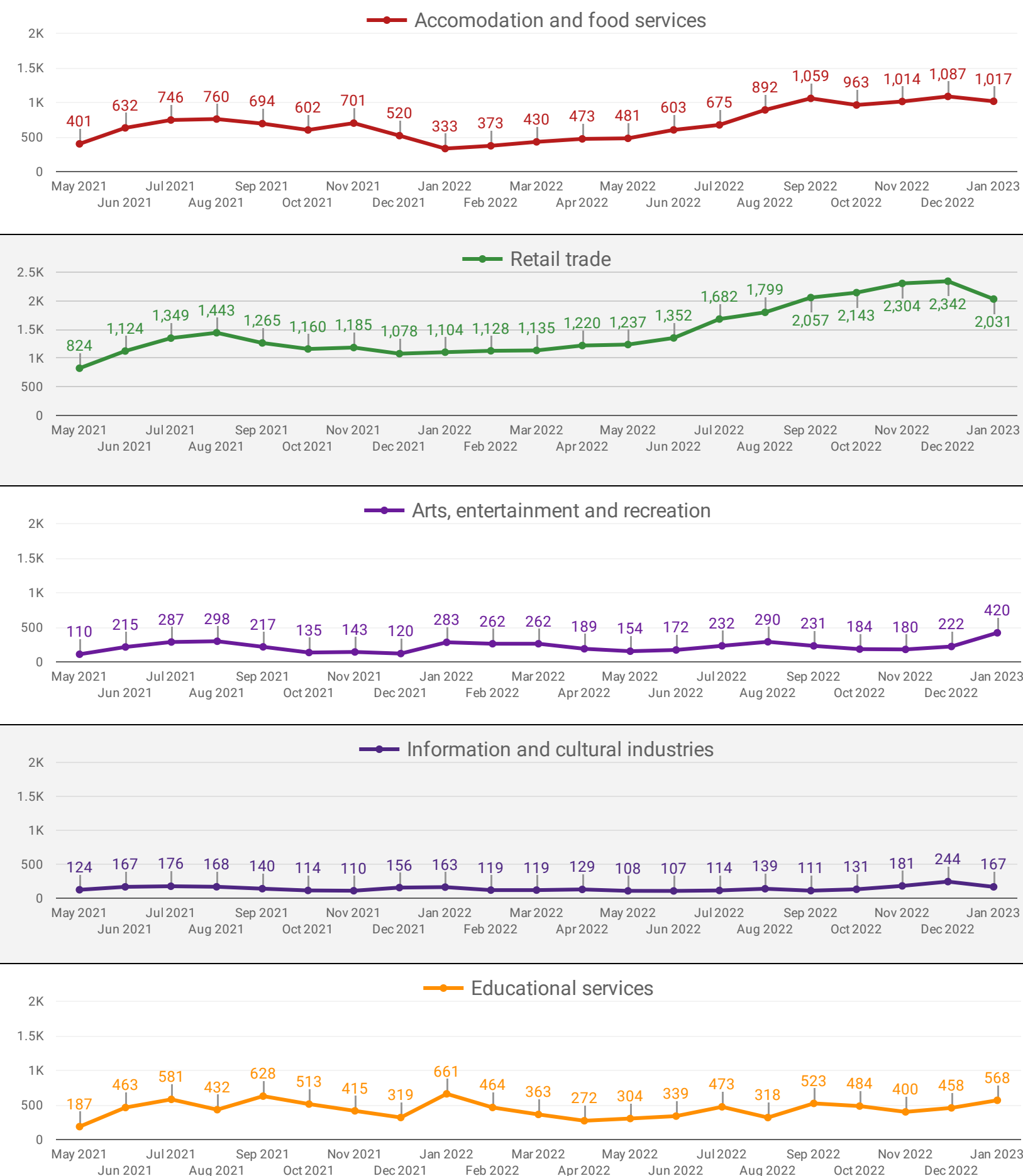
How many job postings were active for at least 1 day this month by sector?



NOTE: This graph cannot be filtered using the controls on the cover page

## DEMAND BY IMPACTED SECTOR (YORK REGION)

How many job postings were active for at least 1 day this month by sector?

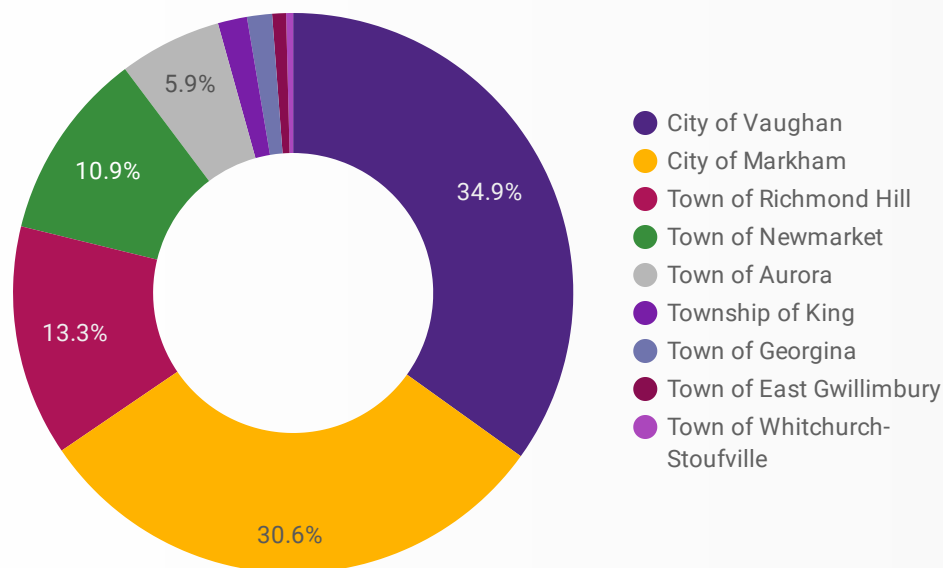


NOTE: This graph cannot be filtered using the controls on the cover page

## JOB POSTINGS BY MUNICIPALITY

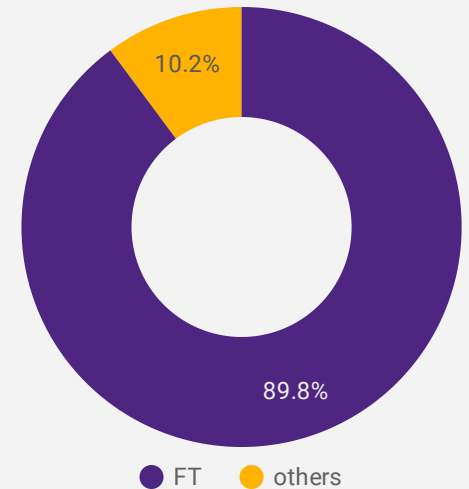
Where are job opportunities being offered?

	MUNICIPALITY	POSTING COUNT	AVG POSTING LENGTH IN DAYS	MEDIAN POSTING LENGTH IN DAYS
1.	City of Vaughan	6,045	21.7	17
2.	City of Markham	5,297	19.2	17
3.	Town of Richmond Hill	2,311	19.5	17
4.	Town of Newmarket	1,892	21.4	17
5.	Town of Aurora	1,025	19.0	17
6.	Township of King	292	25.0	17
7.	Town of Georgina	250	18.4	17
8.	Town of East Gwillimbury	138	24.9	17
9.	Town of Whitchurch-Stouffville	70	17.5	17



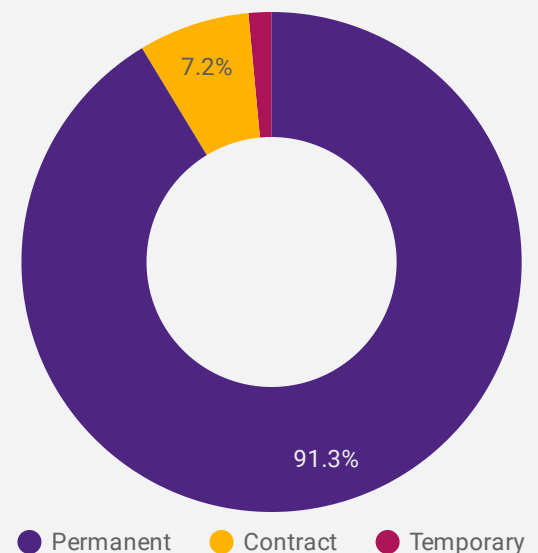
## JOB TYPE

Full-time vs Part-time



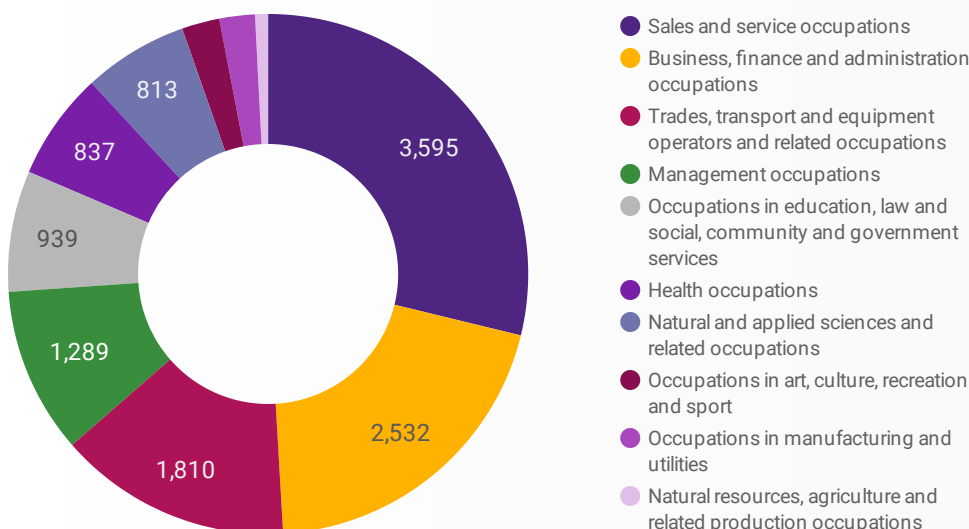
## JOB DURATION

Permanency of jobs posted



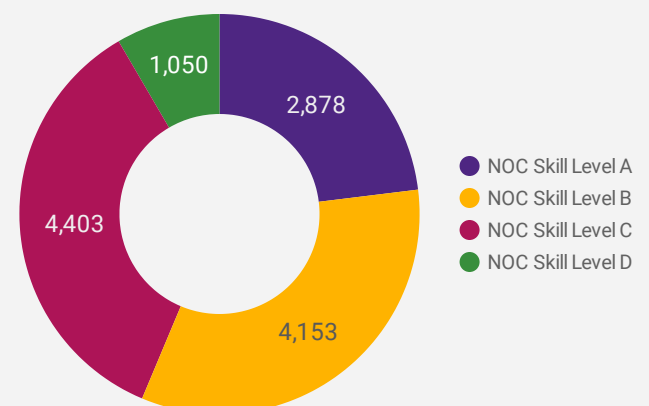
## JOB POSTINGS BY JOB CATEGORY

What broad occupational category is being recruited?



## JOB POSTINGS BY SKILL LEVEL

What education do occupations typically require?



Skill Level A = Usually University education | Skill Level B = Usually College education or Apprenticeship training | Skill Level C = Usually Secondary education or occupation-specific training | Skill Level D = Usually on-the-job training

## TOP HIRING EMPLOYERS & AGENCIES

Who is hiring?

	COMPANY	MUNICIPALITY	POSTINGS COUNT ▾	AVG POSTING LENGTH IN DAYS	MEDIAN POSTING LENGTH IN DAYS
1.	CANADA'S WONDERLAND	City of Vaughan	188	17.0	17
2.	YORK REGION DISTRICT SCHOOL BOARD	City of Markham	130	7.9	4
3.	Randstad Canada	City of Markham	114	65.2	90
4.	Southlake Regional Health Care Centre	Town of Newmarket	106	17.0	17
5.	MARKHAM STOUFFVILLE HOSPITAL	City of Markham	101	17.3	17
6.	Markham Stouffville Hospital Corporation	City of Markham	89	17.7	17
7.	MACKENZIE HEALTH	City of Vaughan	80	19.8	15
8.	MACKENZIE HEALTH	Town of Richmond Hill	75	15.0	14
9.	AMD	City of Markham	65	15.1	8
10.	Oak Valley Health	City of Markham	64	16.9	17
11.	STAPLES CANADA	Town of Richmond Hill	63	14.9	14
12.	YORK REGION DISTRICT SCHOOL BOARD	Town of Richmond Hill	60	8.4	4
13.	Axiom Group Inc.	Town of Aurora	59	16.5	17
14.	TD Bank Group	City of Markham	58	15.7	17
15.	SOUTHLAKE REGIONAL HEALTH CENTRE	Town of Newmarket	57	16.7	17
16.	TD	City of Markham	57	14.0	14
17.	YORK REGION DISTRICT SCHOOL BOARD	City of Vaughan	53	8.7	5
18.	City of Markham	City of Markham	52	16.8	17
19.	AECOM	City of Markham	51	14.9	14
20.	Zanchin Automotive Group	City of Vaughan	46	16.7	17
21.	Aviva	City of Markham	45	15.6	17
22.	Walmart Canada	City of Vaughan	42	14.8	16
23.	YORK REGION DISTRICT SCHOOL BOARD	Town of Newmarket	42	11.2	9
24.	Aviva Canada Inc.	City of Markham	42	17.0	17
25.	Pet Valu Canada Inc	City of Markham	38	17.0	17
26.	Highlight Motor Freight Inc.	City of Vaughan	36	16.6	17
27.	Municipality of York	Town of Newmarket	36	83.4	13
28.	AMICO CORPORATION	Town of	34	17.0	17

## TOP HOURLY WAGES IN JOB POSTINGS

What are employers willing to pay to find the perfect candidate?

# of Minimum Wage Job Postings

228

	JOB TITLE	COMPANY	LOCATION	HOURLY WAGE ▾
1.	Optometrist	EYE OPTICAL	City of Vaughan	300 
2.	Emergency Physicians - Uxbridge Hospital	MARKHAM STOUFFVILLE HOSPITAL	City of Markham	142 
3.	Optometrist	Dr. Zargar Eyecare	Town of Richmond Hill	137 
4.	Pathologist, Speech-language	Speech Therapy Centres of Canada Ltd	Town of Richmond Hill	90 
5.	Registered Massage Therapist	Safe Space Rehabilitation Centre	City of Vaughan	90 
6.	Speech Language Pathologist In Clinic (thornhill) - Contract Position	Speech Link	City of Markham	85 
7.	Board Certified Behaviour Analyst/bcba	KIDZ AUTISM AND SPEECH CLINIC	City of Markham	85 
8.	Child And Family Therapist	Daniela Shulman Therapy	City of Markham	85 
9.	Dc (doctor Of Chiropractic)	E Healthcare Inc.	Town of Richmond Hill	80 
10.	Rmt (registered Massage Therapist)	Premier Spine And Sport Rehabilitation & Wellness	City of Vaughan	75 
11.	Registered (sports) Massage Therapist	Woodbridge Rehab Ctr.	City of Vaughan	75 
				1 - 100 / 2984 < >

## TOP SALARIES IN JOB POSTINGS

What are employers willing to pay to find the perfect candidate?

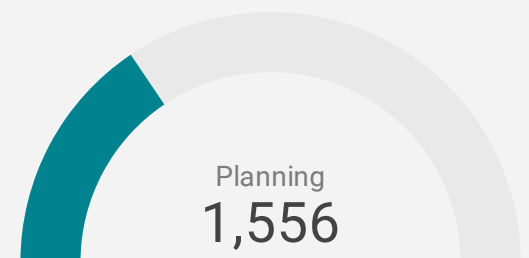
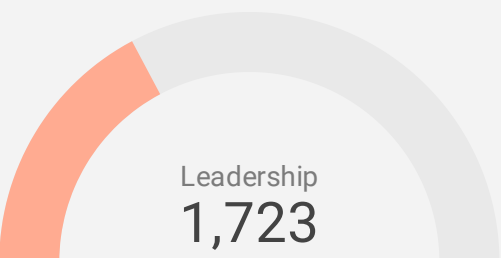
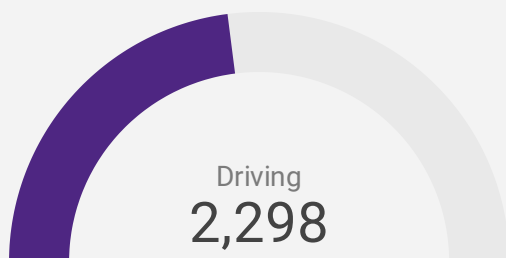
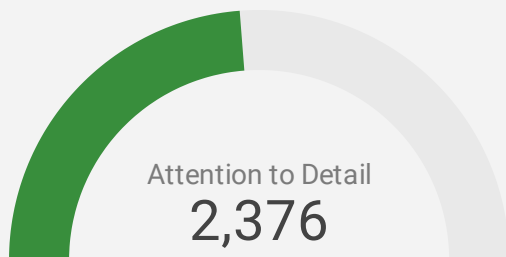
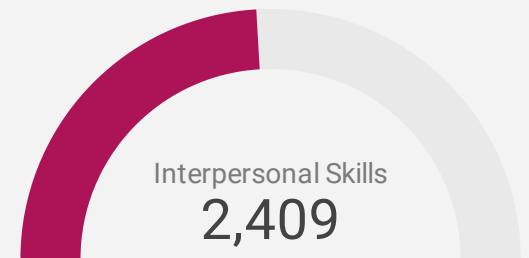
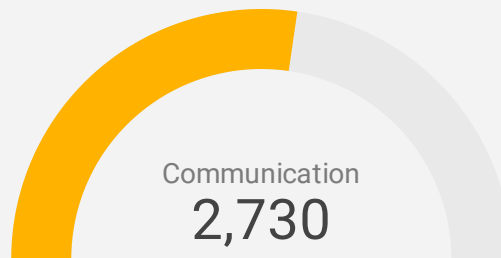
	JOB TITLE	COMPANY	LOCATION	ANNUAL SALARY ▾
1.	Agent, Real Estate	RE/MAX EXCEL REALTY LTD.	City of Markham	300,000 
2.	Family Lawyer	Gpac	City of Vaughan	300,000 
3.	Cosmetic Clinic Manager	ID COSMETIC CLINIC	City of Markham	300,000 
4.	Dental Associate	Summerhill Dental Office	Town of Newmarket	300,000 
5.	Head Of International Sales	Prollenium Medical Technologies	Town of Richmond Hill	250,000 
6.	Realtors! Work With Top Industry Professionals And Vacation Homes!	OtherHome.ca	Town of Richmond Hill	250,000 
7.	Hiring Flatbed Az Drivers	ITX LOGISTICS INC.	City of Vaughan	250,000 
8.	Real Estate Sales Manager	Estate 24	City of Markham	200,000 
9.	Life Insurance Consultant	Dan Vacca Insurance Agency	City of Markham	200,000 
10.	Special Finance Manager	NewRoads Chrysler Dodge Jeep Ram	Town of Newmarket	200,000 
11.	Sales Associate	David Michael Originals Ltd.	Town of Newmarket	200,000 
				1 - 100 / 3761 < >

## TOP IN-DEMAND SKILLS

How many times were these skills found in job postings?

ACTIVE JOB POSTINGS THIS MONTH

17,830



## KEY JOB REQUIREMENTS

How often are these requirements desired in job postings?

ACTIVE JOB POSTINGS THIS MONTH

17,830



Driver's License  
182



First Aid  
564



Regular Access to a Vehicle  
469



Criminal Record Check  
1,008



Microsoft Office  
782



Food Safety  
208



## TOP OCCUPATIONS BY SKILL, FREQUENCY & DURATION

What jobs are in-demand and/or hard to fill?

	4 DIGIT NOC	4 DIGIT NOC NAME	SKILL LEVEL	POSTING COUNT ▾	AVG POSTING LENGTH IN DAYS	MEDIAN POSTING LENGTH IN DAYS
1.	6421	Retail salespersons	NOC Skill Level C	720	17.1	17
2.	7452	Material handlers	NOC Skill Level C	481	20.6	17
3.	6552	Other customer and information services representatives	NOC Skill Level C	444	18.3	17
4.	1241	Administrative assistants	NOC Skill Level B	423	24.6	17
5.	0621	Retail and wholesale trade managers	NOC Skill Level A	355	16.8	17
6.	6322	Cooks	NOC Skill Level B	320	32.0	17
7.	4412	Home support workers  housekeepers and related occupations	NOC Skill Level C	313	32.4	17
8.	1414	Receptionists	NOC Skill Level C	297	17.0	17
9.	7511	Transport truck drivers	NOC Skill Level C	217	21.2	17
10.	6711	Food counter attendants  kitchen helpers and related support occupations	NOC Skill Level D	212	22.6	17
11.	1431	Accounting and related clerks	NOC Skill Level C	184	17.9	17
12.	6731	Light duty cleaners	NOC Skill Level D	158	20.8	17
13.	6622	Store shelf stockers  clerks and order fillers	NOC Skill Level D	156	18.0	17
14.	1123	Professional occupations in advertising  marketing and public relations	NOC Skill Level A	155	20.3	17
15.	6311	Food service supervisors	NOC Skill Level B	153	35.1	17
16.	3012	Registered nurses and registered psychiatric nurses	NOC Skill Level A	150	20.5	17
17.	1311	Accounting technicians and bookkeepers	NOC Skill Level B	149	36.3	17
18.	1521	Shippers and receivers	NOC Skill Level C	143	18.6	17
19.	6513	Food and beverage servers	NOC Skill Level C	128	17.4	17
20.	0124	Advertising  marketing and public relations managers	NOC Skill Level A	126	25.6	17
21.	7514	Delivery and courier service drivers	NOC Skill Level C	125	15.9	17
22.	4214	Early childhood educators and assistants	NOC Skill Level B	120	21.0	17
23.	0601	Corporate sales managers	NOC Skill Level A	118	17.2	17
24.	6211	Retail sales supervisors	NOC Skill Level B	110	20.8	17
25.	6222	Retail and wholesale buyers	NOC Skill Level B	110	18.7	17
26.	6541	Security guards and related security service occupations	NOC Skill Level C	108	20.4	17
27.	5254	Program leaders and instructors in recreation  sport and fitness	NOC Skill Level B	105	30.6	17
28.	1114	Other financial officers	NOC Skill Level A	105	16.7	17
29.	6611	Cashiers	NOC Skill Level D	99	17.2	17
					1 - 50 / 384	< >

## JOB POSTINGS BY 3-DIGIT NATIONAL OCCUPATION CLASSIFICATION

What jobs are hard to fill and/or in-demand?

	3 DIGIT NOC	3 DIGIT NOC NAME	SKILL LEVEL	POSTING COUNT ▾	AVG POSTING LENGTH IN DAYS	MEDIAN POSTING LENGTH IN DAYS
1.	642	Retail salespersons	NOC Skill Level C	720	17.1	17
2.	124	Office administrative assistants - general, legal and medical	NOC Skill Level B	496	23.2	17
3.	745	Longshore workers and material handlers	NOC Skill Level C	481	20.6	17
4.	655	Customer and information services representatives	NOC Skill Level C	454	18.2	17
5.	441	Home care providers and educational support occupations	NOC Skill Level C	415	37.3	17
6.	632	Chefs and cooks	NOC Skill Level B	382	31.3	17
7.	141	General office workers	NOC Skill Level C	378	17.1	17
8.	751	Motor vehicle and transit drivers	NOC Skill Level C	364	19.0	17
9.	062	Retail and wholesale trade managers	NOC Skill Level A	355	16.8	17
10.	421	Paraprofessional occupations in legal, social, community and education services	NOC Skill Level B	299	19.2	17
11.	111	Auditors, accountants and investment professionals	NOC Skill Level A	287	18.3	17
12.	673	Cleaners	NOC Skill Level D	272	19.2	17
13.	122	Administrative and regulatory occupations	NOC Skill Level B	260	22.7	17
14.	143	Financial, insurance and related administrative support workers	NOC Skill Level C	249	17.7	17
15.	152	Supply chain logistics, tracking and scheduling co-ordination occupations	NOC Skill Level C	238	18.8	17
16.	112	Human resources and business service professionals	NOC Skill Level A	230	20.7	17
17.	651	Occupations in food and beverage service	NOC Skill Level C	219	17.3	17
18.	671	Food counter attendants, kitchen helpers and related support occupations	NOC Skill Level D	212	22.6	17
19.	217	Computer and information systems professionals	NOC Skill Level A	210	25.6	17
20.	011	Senior managers - construction, transportation, production and utilities	NOC Skill Level A	204	21.6	17
21.	662	Other sales support and related occupations	NOC Skill Level D	196	17.8	17
22.	341	Assisting occupations in support of health services	NOC Skill Level C	192	19.0	17
23.	631	Service supervisors	NOC Skill Level B	180	30.1	17
24.	131	Finance, insurance and related business administrative occupations	NOC Skill Level B	174	32.7	17
25.	012	Senior managers - construction, transportation, production and utilities	NOC Skill Level A	174	23.0	17
26.	622	Technical sales specialists in wholesale trade and retail and wholesale buyers	NOC Skill Level B	160	26.2	17
27.	301	Professional occupations in nursing	NOC Skill Level A	155	23.2	17
28.	723	Machining, metal forming, shaping and erecting trades	NOC Skill Level B	149	24.2	17

## JOB POSTINGS BY 2-DIGIT NATIONAL OCCUPATION CLASSIFICATION

What jobs are hard to fill and/or in-demand?

	2 DIGIT NOC	2 DIGIT NOC NAME	SKILL LEVEL	POSTING COUNT ▾	AVG POSTING LENGTH IN DAYS	MEDIAN POSTING LENGTH IN DAYS
1.	12	Administrative and financial supervisors and administrative occupations	NOC Skill Level B	890	22.6	17
2.	65	Service representatives and other customer and personal services occupations	NOC Skill Level C	878	18.0	17
3.	64	Sales representatives and salespersons - wholesale and retail trade	NOC Skill Level C	801	17.0	17
4.	14	Office support occupations	NOC Skill Level C	699	18.1	17
5.	63	Service supervisors and specialized service occupations	NOC Skill Level B	696	29.1	17
6.	06	Middle management occupations in retail and wholesale trade and customer services	NOC Skill Level A	579	17.9	17
7.	74	Other installers, repairers and servicers and material handlers	NOC Skill Level C	519	20.7	17
8.	11	Professional occupations in business and finance	NOC Skill Level A	517	19.3	17
9.	67	Service support and other service occupations, n.e.c.	NOC Skill Level D	513	20.5	17
10.	72	Industrial, electrical and construction trades	NOC Skill Level B	492	32.8	17
11.	21	Professional occupations in natural and applied sciences	NOC Skill Level A	435	21.6	17
12.	75	Transport and heavy equipment operation and related maintenance occupations	NOC Skill Level C	423	19.3	17
13.	44	Care providers and educational, legal and public protection support occupations	NOC Skill Level C	417	37.2	17
14.	62	Retail sales supervisors and specialized sales occupations	NOC Skill Level B	412	20.7	17
15.	01	Senior managers - construction, transportation, production and utilities	NOC Skill Level A	380	22.3	17
16.	22	Technical occupations related to natural and applied sciences	NOC Skill Level B	378	23.1	17
17.	32	Technical occupations in health	NOC Skill Level B	303	21.2	17
18.	42	Paraprofessional occupations in legal, social, community and education services	NOC Skill Level B	299	19.2	17
19.	66	Sales support occupations	NOC Skill Level D	295	17.6	17
20.	73	Maintenance and equipment operation trades	NOC Skill Level B	257	25.3	17
21.	15	Distribution, tracking and scheduling co-ordination occupations	NOC Skill Level C	252	18.7	17
22.	52	Technical occupations in art, culture, recreation and sport	NOC Skill Level B	220	25.6	17
23.	34	Assisting occupations in support of health services	NOC Skill Level C	192	19.0	17
24.	31	Professional occupations in health (except nursing)	NOC Skill Level A	187	17.5	17
25.	13	Finance, insurance and related business administrative occupations	NOC Skill Level B	174	32.7	17
26.	41	Professional occupations in law and social, community and government services	NOC Skill Level A	165	17.5	17
27.	07	Managers in customer and personal services, n.e.c.	NOC Skill Level A	158	23.5	17

## MULTILINGUAL JOB POSTINGS BY THE NUMBERS

ACTIVE POSTINGS  
**1,124**

NEW POSTINGS  
**0**

COMPANIES  
**737**

LANGUAGES  
**11**

## # OF DAYS POSTED

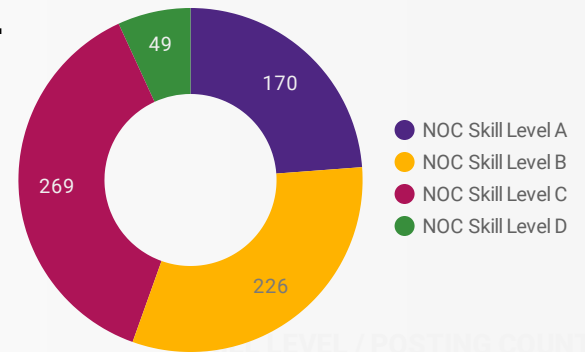
AVERAGE  
**18.4**

MEDIAN  
**17**

## MULTILINGUAL JOB POSTINGS BY SKILL LEVEL

What language skills are employers looking for by occupational skill level?

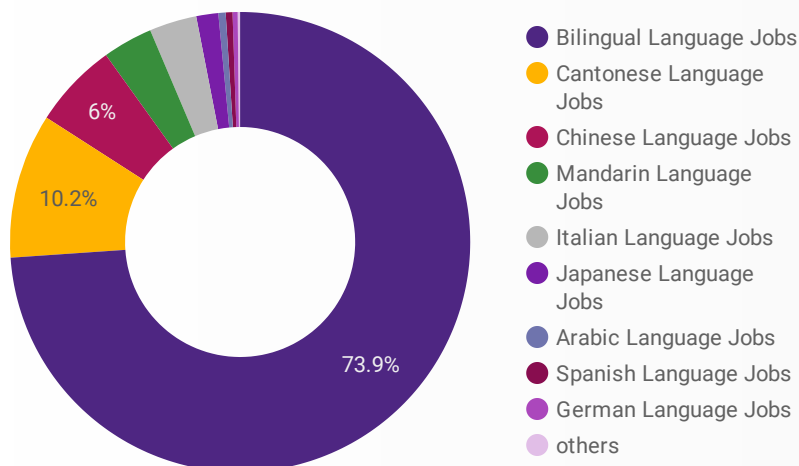
- 170** Skill Level A - Management/ Professional Occupations usually requiring University
- 226** Skill Level B - Usually college education or apprenticeship training
- 269** Skill Level C - Usually secondary education or occupation-specific training
- 49** Skill Level D - Usually on-the-job training



LANGUAGES	NOC Skill Level A	NOC Skill Level B	NOC Skill Level C	NOC Skill Level D
Bilingual Language Jobs	115	148	196	35
Cantonese Language Jobs	15	23	37	1
Italian Language Jobs	3	21	8	6
Chinese Language Jobs	12	4	16	5
Mandarin Language Jobs	14	7	7	1
Japanese Language Jobs		16	4	1
German Language Jobs	6	1		
Spanish Language Jobs	1	3		
Arabic Language Jobs	2	2		
Punjabi Language Jobs	1	1	1	
Vietnamese Language Jobs	1			

## LANGUAGE SKILLS BREAKDOWN

Which kinds of language skills do employers seek?



	LANGUAGES	POSTING COUNT
1.	Bilingual Language Jobs	828
2.	Cantonese Language Jobs	109
3.	Chinese Language Jobs	57
4.	Italian Language Jobs	43
5.	Mandarin Language Jobs	39
6.	Japanese Language Jobs	23
7.	Arabic Language Jobs	8
8.	German Language Jobs	7
9.	Spanish Language Jobs	5
10.	Punjabi Language Jobs	4

## LANGUAGE SKILLS BEING RECRUITED BY JOB CATEGORY

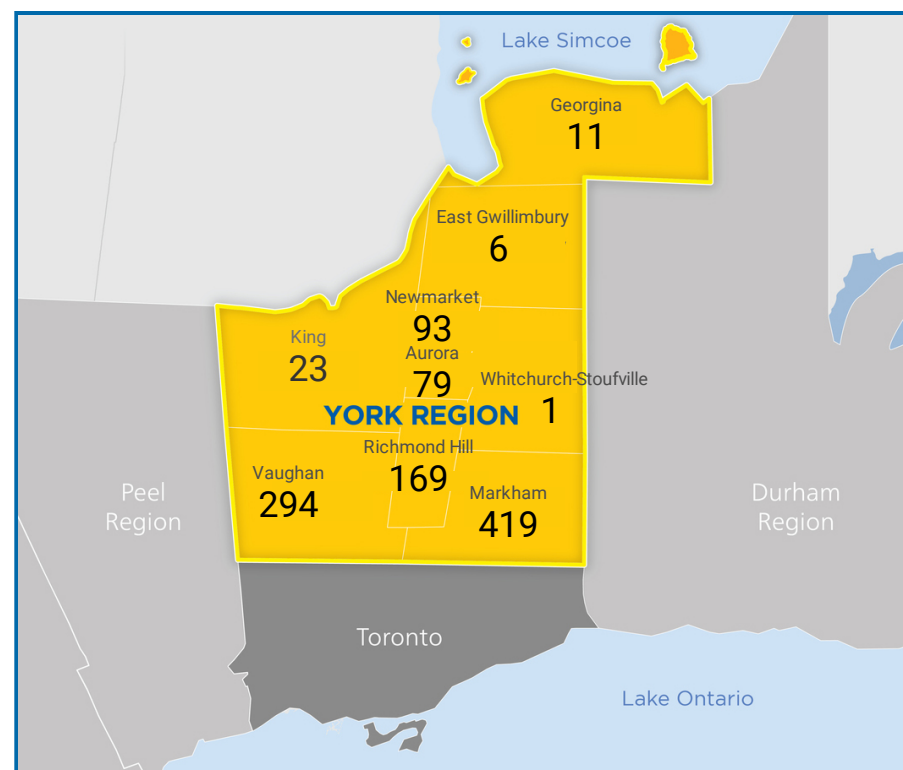
What language skills are sought by 1-Digit NOC?

BROAD OCCUPATIONAL CATEGORY	Bilingual ...	Cantonese...	Italian La...	Chinese ...	Mandarin...	Japanese...	Grand total
Business, finance and administration occu...	111	32	4	15	12	1	180
Health occupations	22	3		1	1		27
Management occupations	48	4	2	2	8		69
Natural and applied sciences and related o...	17	2			1		23
Natural resources, agriculture and related ...	1				1		2
Occupations in art, culture, recreation and ...	19	1		3			24
Occupations in education, law and social, ...	61	9	1	8	2		85
Occupations in manufacturing and utilities	11		2				13
Sales and service occupations	153	22	29	7	3	20	235
Trades, transport and equipment operator...	51	3		1	1		56
<b>Grand total</b>	<b>494</b>	<b>76</b>	<b>38</b>	<b>37</b>	<b>29</b>	<b>21</b>	<b>714</b>

## MULTILINGUAL JOB POSTINGS BY MUNICIPALITY

What language skills are sought by 4-Digit NOC?

	MUNICIPALITY	JOB LANGUAGES ▼	AVG POSTING LENGTH IN DAYS	MEDIAN POSTING LENGTH IN DAYS
1.	City of Markham	419	19.2	17
2.	City of Vaughan	294	21.7	17
3.	Town of Richmond Hill	169	19.5	17
4.	Town of Newmarket	93	21.4	17
5.	Town of Aurora	79	19.0	17
6.	Township of King	23	25.0	17
7.	Town of Georgina	11	18.4	17
8.	Town of East Gwillimbury	6	24.9	17
9.	Town of Whitchurch-Stouffville	1	17.5	17



## LANGUAGE DEMAND BY JOB

What language skills are sought by 4-Digit NOC?

4 DIGIT NOC NAME		POSTINGS ▾
1.	Other customer and information services re...	63
2.	Cooks	38
3.	Receptionists	31
4.	Administrative assistants	30
5.	Home support workers  housekeepers and r...	25
6.	Professional occupations in advertising  ma...	24
7.	Retail salespersons	21
8.	Material handlers	16
9.	Food and beverage servers	15
10.	Chefs	14
11.	Food counter attendants  kitchen helpers an...	14
12.	Accounting and related clerks	13
13.	Insurance agents and brokers	13
14.	Retail and wholesale trade managers	10
15.	Elementary school and kindergarten teachers	10
16.	Corporate sales managers	9
17.	Delivery and courier service drivers	9
18.	Cashiers	9
19.	Program leaders and instructors in recreati...	9
20.	Social and community service workers	8
21.	Other financial officers	8
22.	General office support workers	8
23.	Advertising  marketing and public relations ...	8
24.	Transport truck drivers	8
25.	Light duty cleaners	7
26.	Executive assistants	7
27.	Accounting technicians and bookkeepers	7
28.	Financial auditors and accountants	6
29.	Financial managers	6
30.	Facility operation and maintenance manage...	6
31.	Other assisting occupations in support of h...	6
1 - 100 / 165		< >

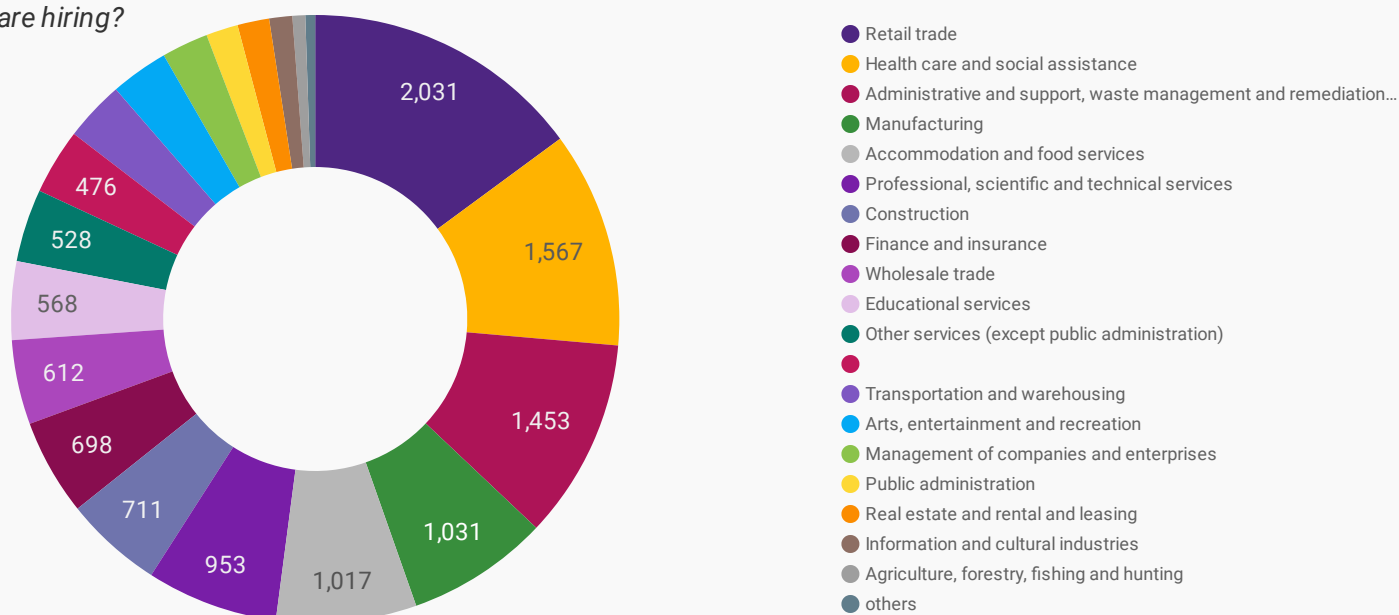
## MULTILINGUAL HIRING EMPLOYERS

Which employers are seeking multilingual candidates?

COMPANY		POSTINGS ▾
1.	YORK REGION DISTRICT SCHOOL BOARD	29
2.	TC Transcontinental	21
3.	TD Bank Group	12
4.	Mon Sheong Foundation	12
5.	YEE HONG CENTRE FOR GERIATRIC CARE	12
6.	TD	12
7.	STAPLES CANADA	12
8.	Randstad Canada	11
9.	i3 Capital Inc.	7
10.	Farm Boy Inc.	7
11.	MID-ONTARIO TRUCK CENTRE	7
12.	CBI Health Group	7
13.	Advanced Skytech Canada Ltd.	6
14.	Farm Boy	6
15.	RANDSTAD	6
16.	Barry Recruitment Services	5
17.	Olympus Corporation of the Americas	5
18.	KETTLEBY VALLEY CAMP	5
19.	Kyndryl Canada Ltd.	5
20.	Expert Staffing Solutions	5
21.	Aviva	5
22.	Arrow Workforce Solutions	5
23.	LAURA CANADA	5
24.	CORE SERVICES INC.	4
25.	York Hills Centre for Children Youth and Families	4
26.	YORK CATHOLIC DISTRICT SCHOOL BOARD	4
27.	The Career Foundation	4
28.	OLYMPUS CANADA INC.	4
29.	qlseeker	4
30.	Environmental 360 Solutions	4
1 - 50 / 739		< >

## TOP HIRING SECTORS BY 2-DIGIT NAICS CODE

What sectors are hiring?



	2-DIGIT NAICS LABEL	NAICS CODE	POSTING COUNT	AVG POSTING LENGTH IN DAYS	MEDIAN POSTING LENGTH IN DAYS
1.	Retail trade	44-45	2,031	17.5	17
2.	Health care and social assistance	62	1,567	19.4	17
3.	Administrative and support, waste management and remediation services	56	1,453	22.5	17
4.	Manufacturing	31-33	1,031	19.3	17
5.	Accommodation and food services	72	1,017	20.9	17
6.	Professional, scientific and technical services	54	953	18.6	17
7.	Construction	23	711	21.9	17
8.	Finance and insurance	52	698	17.1	17
9.	Wholesale trade	41	612	18.9	17
10.	Educational services	61	568	12.1	16
11.	Other services (except public administration)	81	528	21.6	17
12.			476	22.0	17
13.	Transportation and warehousing	48-49	437	21.7	17
14.	Arts, entertainment and recreation	71	420	17.4	17
15.	Management of companies and enterprises	55	338	16.8	17
16.	Public administration	91	232	48.4	17
17.	Real estate and rental and leasing	53	230	20.3	17
18.	Information and cultural industries	51	167	19.0	17
19.	Agriculture, forestry, fishing and hunting	11	93	17.8	17
20.	Utilities	22	60	16.1	17

NOTE: NAICS code 56 includes Employment Agencies. Manufacturing includes codes 31-33, Retail Trade includes codes 44-45 and Transportation and Warehousing includes codes 48-49.

## TOP HIRING SECTORS BY 3-DIGIT NAICS CODE

What sectors are hiring?

	3-DIGIT NAICS LABEL	NAICS CODE	POSTING COUNT ▾	AVG POSTING LENGTH IN DAYS	MEDIAN POSTING LENGTH IN DAYS
1.	Administrative and support services	561	1,382	22.7	17
2.	Professional, scientific and technical services	541	953	18.6	17
3.	Food services and drinking places	722	879	21.5	17
4.	Ambulatory health care services	621	759	18.9	17
5.	Educational services	611	568	12.1	16
6.		0	476	22.0	17
7.	Specialty trade contractors	238	468	22.9	17
8.	Amusement, gambling and recreation industries	713	400	17.5	17
9.	Motor vehicle and parts dealers	441	378	17.7	17
10.	Credit intermediation and related activities	522	363	15.8	16
11.	Management of companies and enterprises	551	338	16.8	17
12.	Food and beverage stores	445	334	18.9	17
13.	Clothing and clothing accessories stores	448	331	17.5	17
14.	Hospitals	622	318	17.5	17
15.	Social assistance	624	299	20.0	17
16.	Insurance carriers and related activities	524	260	17.5	17
17.	Health and personal care stores	446	233	16.9	17
18.	Personal and laundry services	812	215	23.5	17
19.	Transportation equipment manufacturing	336	206	17.5	17
20.	Building material and garden equipment and supplies dealers	444	192	16.4	17
21.	Nursing and residential care facilities	623	191	23.0	17
22.	General merchandise stores	452	182	15.4	17
23.	Truck transportation	484	180	17.1	17
24.	Real estate	531	178	20.9	17
25.	Building material and supplies merchant wholesalers	416	167	18.4	17
26.	Repair and maintenance	811	164	19.2	17
27.	Fabricated metal product manufacturing	332	160	23.5	17
28.	Local, municipal and regional public administration	913	157	56.8	17
29.	Construction of buildings	236	148	21.1	17
30.	Machinery, equipment and supplies merchant wholesalers	417	138	21.2	17
31.	Accommodation services	721	138	17.3	17



## TOP HIRING SECTORS BY 4-DIGIT NAICS CODE

What sectors are hiring?

	4-DIGIT NAICS LABEL	NAICS CODE	POSTING COUNT ▾	AVG POSTING LENGTH IN DAYS	MEDIAN POSTING LENGTH IN DAYS
1.	Employment services	5613	952	23.2	17
2.	Full-service restaurants and limited-service eating places	7225	805	21.9	17
3.		0	476	22.0	17
4.	Elementary and secondary schools	6111	374	10.1	4
5.	Automobile dealers	4411	345	17.5	17
6.	Management of companies and enterprises	5511	338	16.8	17
7.	Depository credit intermediation	5221	335	15.5	15.5
8.	General medical and surgical hospitals	6221	316	17.5	17
9.	Grocery stores	4451	283	18.4	17
10.	Clothing stores	4481	269	17.7	17
11.	Computer systems design and related services	5415	266	17.7	17
12.	Architectural, engineering and related services	5413	265	17.5	17
13.	Offices of other health practitioners	6213	236	22.9	17
14.	Health and personal care stores	4461	233	16.9	17
15.	Agencies, brokerages and other insurance related activities	5242	218	17.6	17
16.	Other amusement and recreation industries	7139	212	18.0	17
17.	Offices of dentists	6212	211	16.7	17
18.	Services to buildings and dwellings	5617	198	25.2	17
19.	Building equipment contractors	2382	197	20.3	17
20.	Motor vehicle parts manufacturing	3363	189	17.0	17
21.	Amusement parks and arcades	7131	188	17.0	17
22.	Child day-care services	6244	188	21.9	17
23.	Building material and supplies dealers	4441	177	16.2	17
24.	Offices of physicians	6211	176	17.6	17
25.	General freight trucking	4841	168	17.3	17
26.	Other local, municipal and regional public administration	9139	157	56.8	17
27.	Department stores	4521	137	15.3	16
28.	Other schools and instruction	6116	126	18.4	17
29.	Traveller accommodation	7211	126	17.3	17
30.	Other specialty trade contractors	2389	126	20.8	17
31.	Investigation and security services	5616	124	17.2	17

## TOP HIRING SECTORS BY 5-DIGIT NAICS CODE

What sectors are hiring?

	5-DIGIT NAICS LABEL	NAICS CODE	POSTING COUNT ▾	AVG POSTING LENGTH IN DAYS	MEDIAN POSTING LENGTH IN DAYS
1.	Full-service restaurants and limited-service eating places	72251	805	21.9	17
2.	Employment placement agencies and executive search services	56131	750	23.9	17
3.		0	476	22.0	17
4.	Elementary and secondary schools	61111	374	10.1	4
5.	Management of companies and enterprises	55111	338	16.8	17
6.	New car dealers	44111	338	17.5	17
7.	Banking	52211	334	15.5	15.5
8.	General medical and surgical hospitals	62211	316	17.5	17
9.	Supermarkets and other grocery (except convenience) stores	44511	279	18.4	17
10.	Computer systems design and related services	54151	266	17.7	17
11.	Engineering services	54133	222	17.1	17
12.	Offices of dentists	62121	211	16.7	17
13.	Temporary help services	56132	202	21.2	17
14.	Amusement and theme parks	71311	188	17.0	17
15.	Child day-care services	62441	188	21.9	17
16.	Offices of physicians	62111	176	17.6	17
17.	Insurance agencies and brokerages	52421	169	17.3	17
18.	Other local, municipal and regional public administration	91391	157	56.8	17
19.	Department stores	45211	137	15.3	16
20.	General freight trucking, long distance	48412	135	17.3	17
21.	Pharmacies and drug stores	44611	134	16.6	17
22.	Hotels (except casino hotels) and motels	72111	126	17.3	17
23.	Family clothing stores	44814	111	18.0	17
24.	Fitness and recreational sports centres	71394	108	19.2	17
25.	Management consulting services	54161	105	19.2	17
26.	Electrical contractors and other wiring installation contractors	23821	104	17.9	17
27.	Nursing care facilities	62311	100	27.3	17
28.	Landscaping services	56173	100	33.2	17
29.	Home health care services	62161	92	16.8	17
30.	Plumbing, heating and air-conditioning contractors	23822	91	24.3	17
31.	Community care facilities for the elderly	62331	90	17.6	17

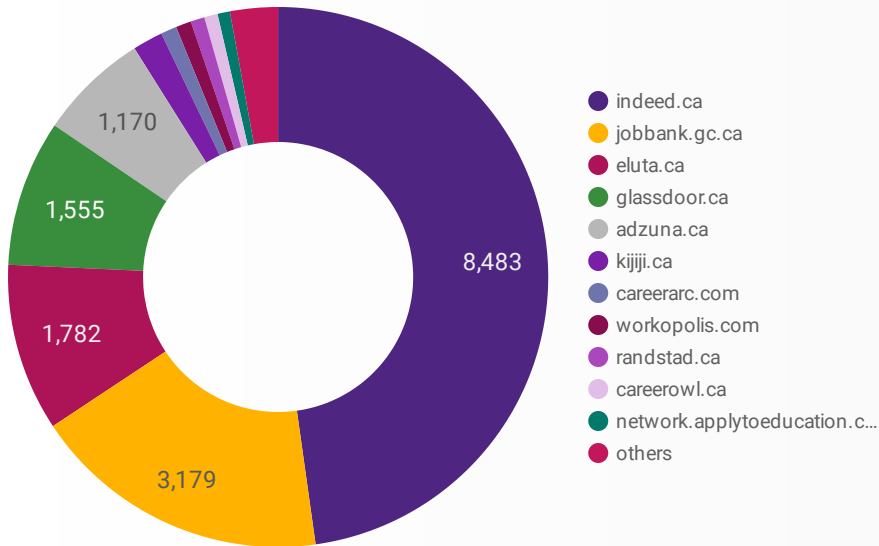
## TOP HIRING SECTORS BY 6-DIGIT NAICS CODE

What sectors are hiring?

	6-DIGIT NAICS LABEL	NAICS CODE	POSTING COUNT ▼	AVG POSTING LENGTH IN DAYS	MEDIAN POSTING LENGTH IN DAYS
1.	Employment placement agencies and executive search services	561310	750	23.9	17
2.	Full-service restaurants	722511	517	21.6	17
3.	#N/A	1	476	22.0	17
4.	Elementary and secondary schools	611110	374	10.1	4
5.	New car dealers	441110	338	17.5	17
6.	Holding companies	551113	336	16.9	17
7.	Limited-service eating places	722512	288	22.3	17
8.	Supermarkets and other grocery (except convenience) stores	445110	279	18.4	17
9.	Computer systems design and related services (except video game design and development)	541514	266	17.7	17
10.	Engineering services	541330	222	17.1	17
11.	Corporate and institutional banking industry	522112	218	15.4	14
12.	General (except paediatric) hospitals	622111	215	17.6	17
13.	Offices of dentists	621210	211	16.7	17
14.	Temporary help services	561320	202	21.2	17
15.	Amusement and theme parks	713110	188	17.0	17
16.	Child day-care services	624410	188	21.9	17
17.	Offices of physicians	621110	176	17.6	17
18.	Insurance agencies and brokerages	524210	169	17.3	17
19.	Other local, municipal and regional public administration	913910	157	56.8	17
20.	Department stores	452110	137	15.3	16
21.	Pharmacies and drug stores	446110	134	16.6	17
22.	General freight trucking, long distance, truck-load	484121	130	17.5	17
23.	Hotels	721111	121	17.3	17
24.	Personal and commercial banking industry	522111	116	15.8	17
25.	Family clothing stores	448140	111	18.0	17
26.	Fitness and recreational sports centres	713940	108	19.2	17
27.	Electrical contractors and other wiring installation contractors	238210	104	17.9	17
28.	Paediatric hospitals	622112	101	17.3	17
29.	Nursing care facilities	623110	100	27.3	17
30.	Landscaping services	561730	100	33.2	17
					1 - 50 / 490

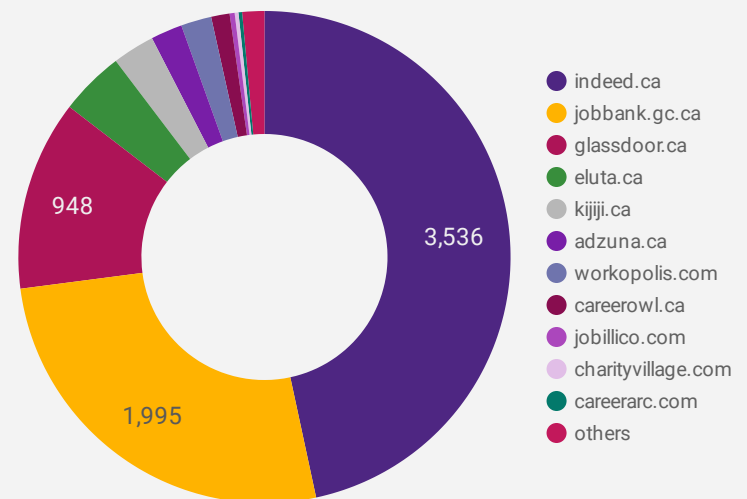
## JOB POSTINGS BY JOB BOARD

What share of unique job postings appear on each job board?



## COMPANIES BY JOB BOARD

What share of unique job postings appear on each job board?



## JOB POSTING DETAILS BY JOB BOARD

How does job posting activity differ by job board?

	JOB BOARD	POSTING COUNT ▾	AVG POSTING LENGTH IN DAYS	MEDIAN POSTING LENGTH IN DAYS	# OF COMPANIES
1.	indeed.ca	8,483	16.7	17	3,536
2.	jobbank.gc.ca	3,179	41.3	29	1,995
3.	eluta.ca	1,782	17.0	17	321
4.	glassdoor.ca	1,555	18.7	17	948
5.	adzuna.ca	1,170	14.0	14	157
6.	kijiji.ca	321	15.0	15	210
7.	careerarc.com	169	37.5	17	18
8.	workopolis.com	164			152
9.	randstad.ca	148	60.5	48	1
10.	careerowl.ca	143	163.3	147	92
11.	network.applytoeducation.com	132	3.7	4	3
12.	rncareers.ca	121	42.9	16	15
13.	jobillico.com	91	25.7	21	25
14.	careerbuilder.ca	74	33.6	32	14
15.	itjobs.ca	39	28.8	12	15
16.	charityvillage.com	24	15.0	15	19
17.	workforcenow.adp.com	22	17.1	15	1