

JOB DEMAND REPORT

FEBRUARY 2023

HIGHLIGHTS

JOB POSTINGS BY THE NUMBERS

POSTING COUNT	NEW THIS MONTH	COMPANIES	JOB BOARDS
18,884	10,595	6,633	38

OF DAYS POSTED

AVERAGE	MEDIAN
19.5	17

REPORT BUILDER

The default filter selection below will show all job demand data for the month. You can use the filters to create a customized report for the purpose of understanding a subset of the data.

OCCUPATION FILTERS

SKILL TYPE NAME / 1-DIGIT NOC	▼
MAJOR GROUP / 2-DIGIT NOC	▼
MINOR GROUP / 3-DIGIT NOC	▼
UNIT GROUP / 4-DIGIT NOC	▼
SKILL LEVEL	▼
JOB TYPE	▼
JOB DURATION	▼
ADDITIONAL LANGUAGE	▼
SPECIFIC JOB TAGS	▼

INDUSTRY/SECTOR FILTERS

HIRING SECTOR BY 2-DIGIT NAICS CODE	▼
HIRING SECTOR BY 3-DIGIT NAICS CODE	▼
HIRING SECTOR BY 4-DIGIT NAICS CODE	▼
HIRING SECTOR BY 5-DIGIT NAICS CODE	▼
HIRING SECTOR BY 6-DIGIT NAICS CODE	▼

OTHER FILTERS

MUNICIPALITY	▼
JOB BOARD	▼

NOC = National Occupation Classification | NAICS = North American Industry Classification System

Page 1 of 20

Source:

Job posting data collected by Workforce Planning Board of York Region from job boards and employer websites who recruit candidates in York Region.

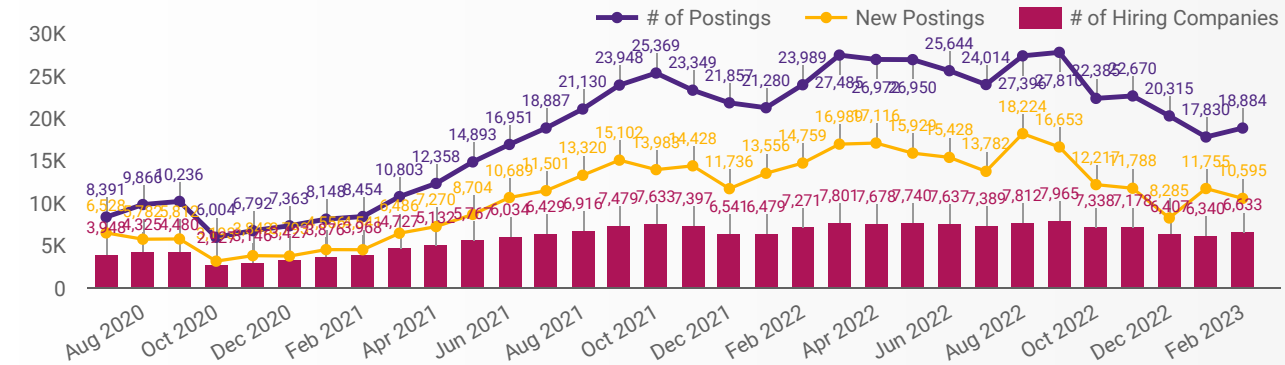


This Employment Ontario service is funded in part by the Government of Canada and the Government of Ontario.

Ce service Emploi Ontario est financé en partie par le gouvernement du Canada et le gouvernement de l'Ontario.

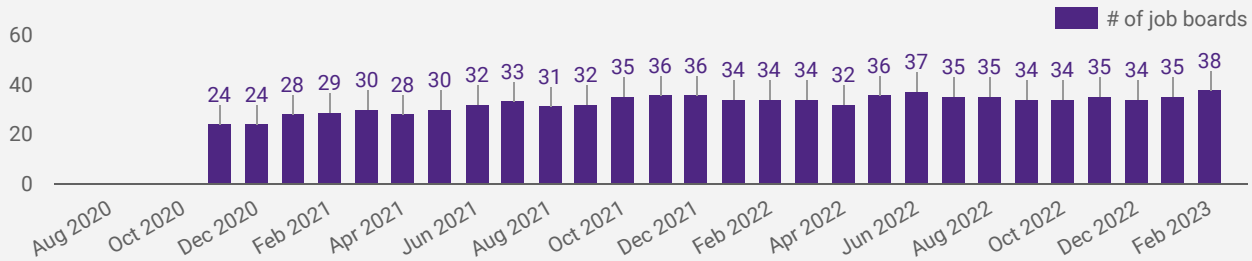
JOB POSTINGS BY MONTH FOR YORK REGION

How many job postings were active for at least 1 day this month?



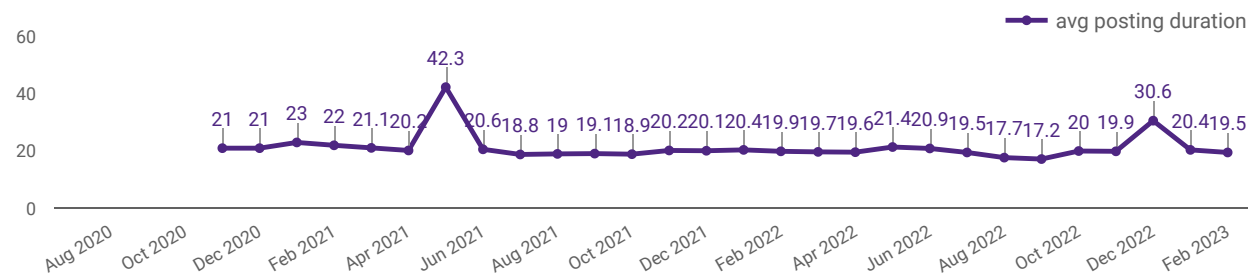
NUMBER OF ACTIVE JOB BOARDS

How many job postings were active for at least 1 day this month on these job boards?



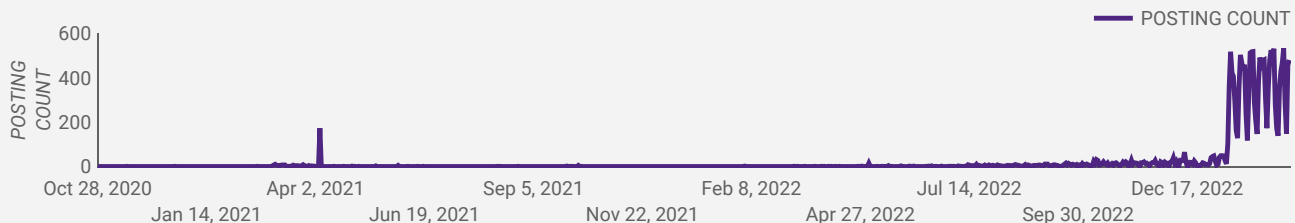
AVERAGE POSTING LENGTH BY DAYS

How long are employers having to recruit for in order to find candidates to fill their job vacancies?



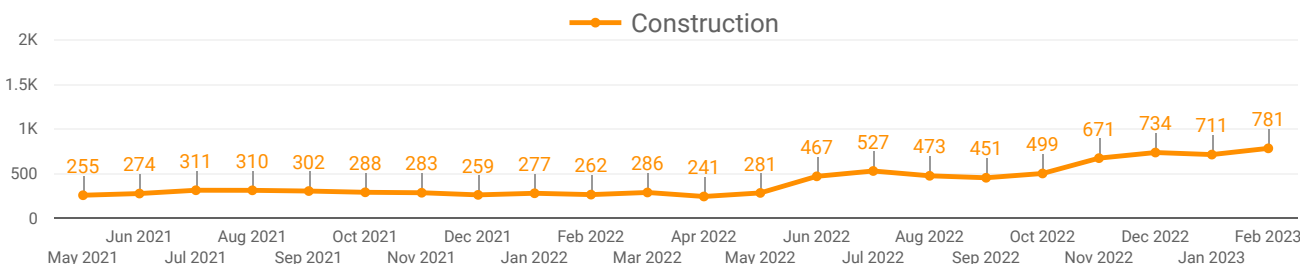
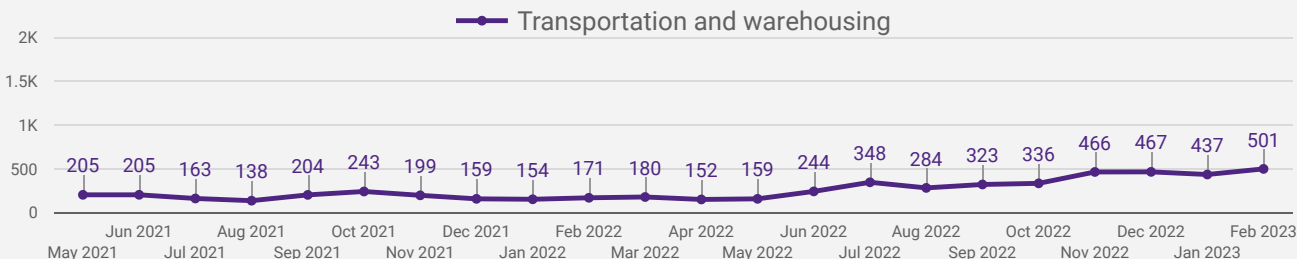
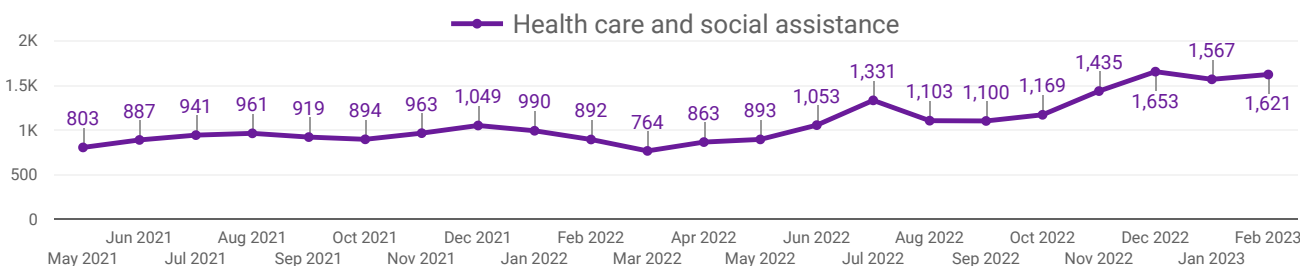
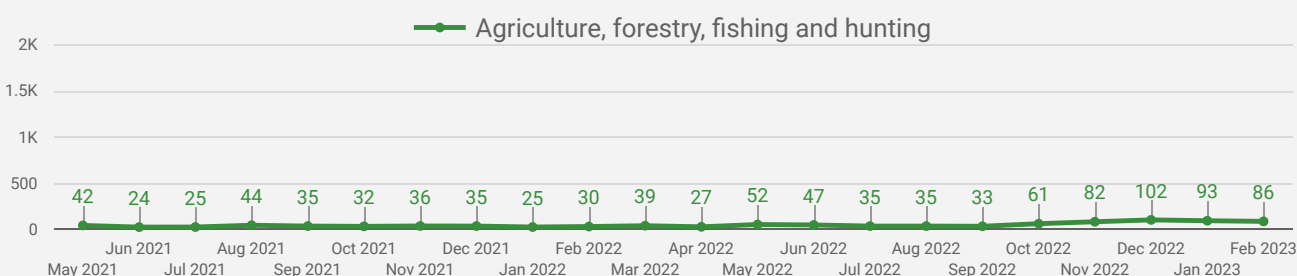
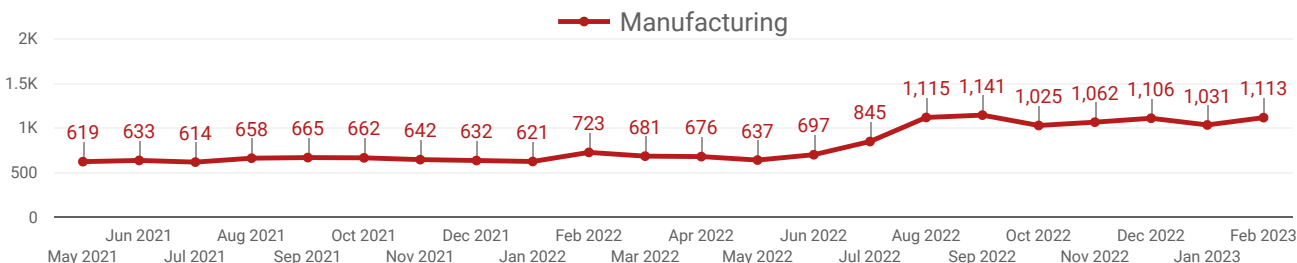
POST DATE TIMELINE FOR THIS MONTH'S ACTIVE JOB POSTINGS

How many job postings were active for at least 1 day this month?



DEMAND BY KEY SECTOR (YORK REGION)

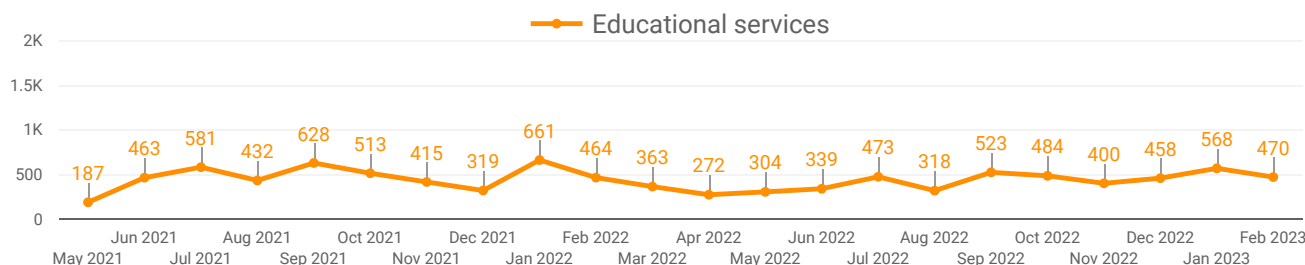
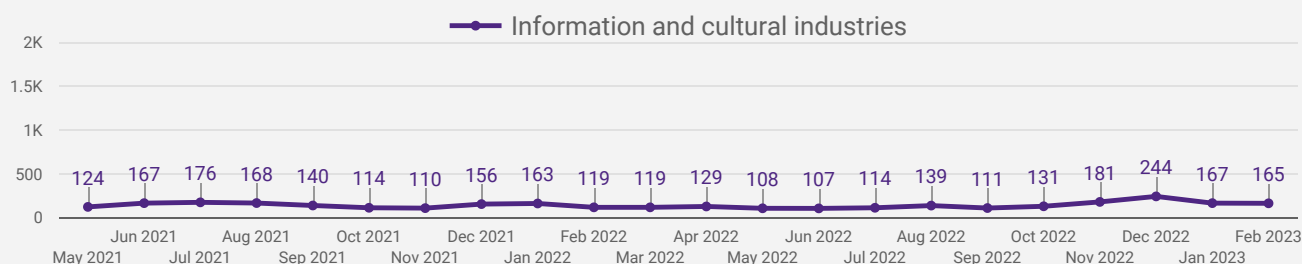
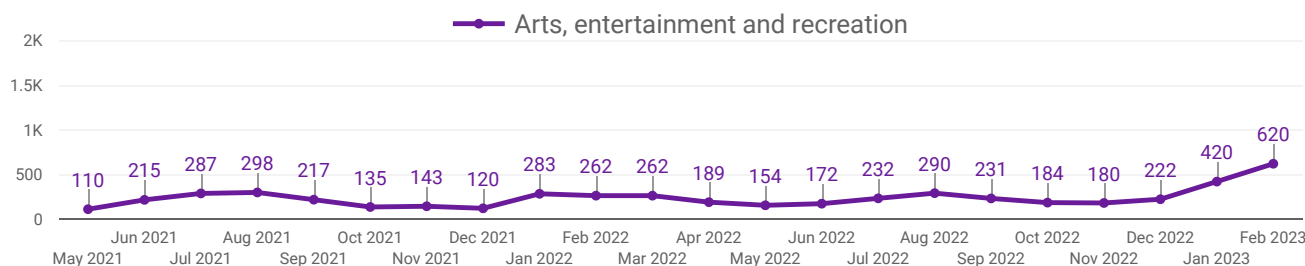
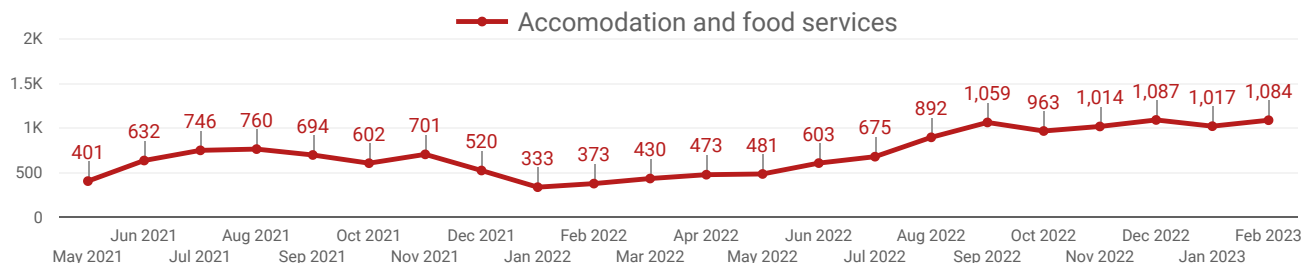
How many job postings were active for at least 1 day this month by sector?



NOTE: This graph cannot be filtered using the controls on the cover page

DEMAND BY IMPACTED SECTOR (YORK REGION)

How many job postings were active for at least 1 day this month by sector?

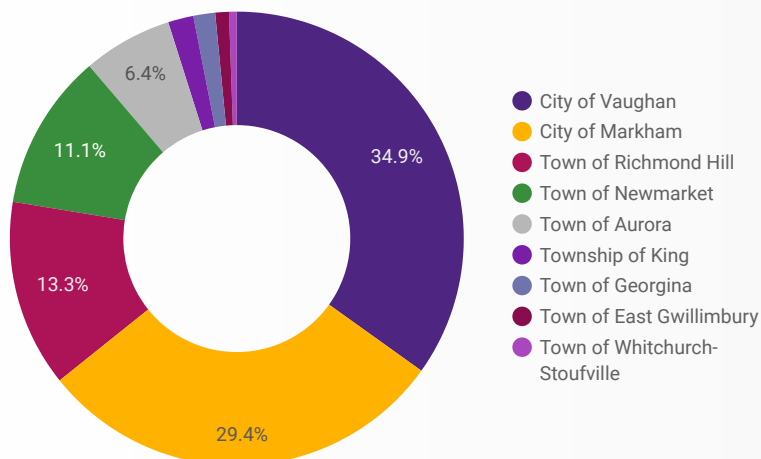


NOTE: This graph cannot be filtered using the controls on the cover page

JOB POSTINGS BY MUNICIPALITY

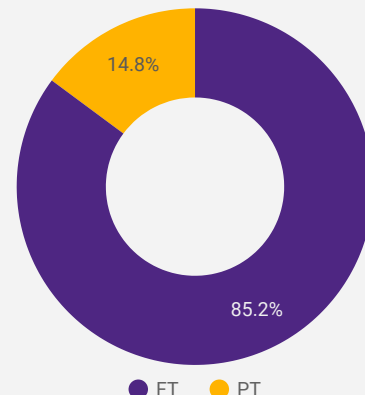
Where are job opportunities being offered?

	MUNICIPALITY	POSTING COUNT	AVG POSTING LENGTH IN DAYS	MEDIAN POSTING LENGTH IN DAYS
1.	City of Vaughan	6,388	20.8	17
2.	City of Markham	5,376	19.2	17
3.	Town of Richmond Hill	2,443	19.4	17
4.	Town of Newmarket	2,041	17.2	17
5.	Town of Aurora	1,166	18.0	17
6.	Township of King	332	18.9	17
7.	Town of Georgina	284	19.6	17
8.	Town of East Gwillimbury	178	20.2	17
9.	Town of Whitchurch-Stouffville	101	24.2	17



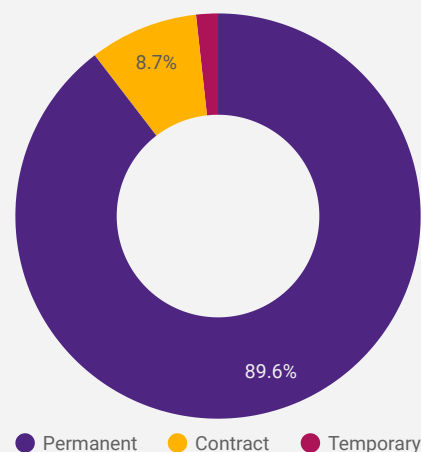
JOB TYPE

Full-time vs Part-time



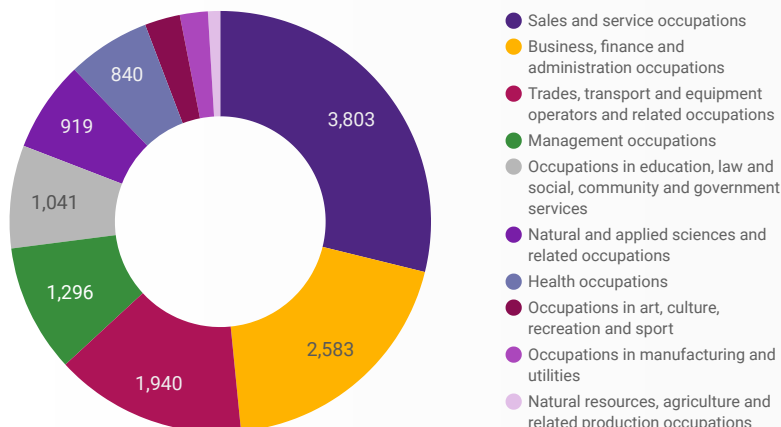
JOB DURATION

Permanency of jobs posted



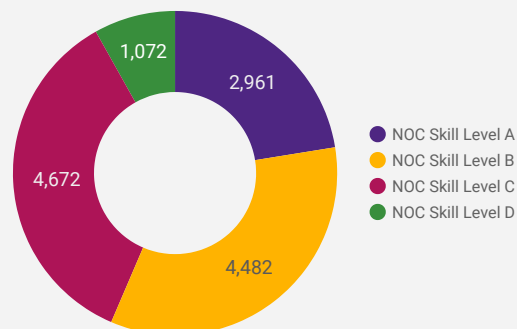
JOB POSTINGS BY JOB CATEGORY

What broad occupational category is being recruited?



JOB POSTINGS BY SKILL LEVEL

What education do occupations typically require?



Skill Level A = Usually University education | Skill Level B = Usually College education or Apprenticeship training | Skill Level C = Usually Secondary education or occupation-specific training | Skill Level D = Usually on-the-job training

TOP HIRING EMPLOYERS & AGENCIES

Who is hiring?












	COMPANY	MUNICIPALITY	POSTINGS COUNT ▾	AVG POSTING LENGTH IN DAYS	MEDIAN POSTING LENGTH IN DAYS
1.	CANADA'S WONDERLAND	City of Vaughan	327	15.2	17
2.	MACKENZIE HEALTH	Town of Richmond Hill	108	29.4	14
3.	Randstad Canada	City of Markham	103	45.7	54
4.	YORK REGION DISTRICT SCHOOL BOARD	City of Markham	97	7.0	4
5.	AMD	City of Markham	97	21.8	11
6.	MARKHAM STOUFFVILLE HOSPITAL	City of Markham	92	19.8	17
7.	MACKENZIE HEALTH	City of Vaughan	72	16.2	17
8.	SOUTHLAKE REGIONAL HEALTH CENTRE	Town of Newmarket	65	16.6	17
9.	Markham Stouffville Hospital Corporation	City of Markham	63	17.5	17
10.	STAPLES CANADA	Town of Richmond Hill	59	14.8	14
11.	TD Bank Group	City of Markham	58	15.2	14
12.	AECOM CANADA LTD.	City of Markham	56	16.0	16
13.	Axiom Group Inc.	Town of Aurora	56	16.8	17
14.	Zanchin Automotive Group	City of Vaughan	49	17.3	17
15.	Aviva	City of Markham	46	15.7	17
16.	TD	City of Markham	46	14.0	14
17.	SMARTCENTRES	City of Vaughan	44	15.6	17
18.	SIENNA SENIOR LIVING	Town of Georgina	44	19.9	17
19.	Municipality of York	Town of Newmarket	41	12.7	13
20.	MAGNA INTERNATIONAL	City of Vaughan	41	14.0	14
21.	BGIS	City of Markham	37	16.8	17
22.	Advanced Micro Devices, Inc.	City of Markham	36	17.7	17
23.	Town of Newmarket	Town of Newmarket	36	17.0	17
24.	MAGNA INTERNATIONAL	Town of Aurora	36	14.0	14
25.	Walmart Canada	City of Vaughan	35	15.2	14
26.	AMD / Advanced Micro Devices, Inc.	City of Markham	33	17.0	17
27.	Randstad Canada	City of Vaughan	32	30.8	23
28.	YORK REGION DISTRICT SCHOOL BOARD	Town of Richmond Hill	31	5.5	4
1 - 50 / 5364 < >					

TOP HOURLY WAGES IN JOB POSTINGS

What are employers willing to pay to find the perfect candidate?

of Minimum Wage Job Postings

385

	JOB TITLE	COMPANY	LOCATION	HOURLY WAGE ▾
1.	Medical Physician/family Practice/medical Pain Specialist	SPINEgroup	City of Vaughan	250 
2.	Medical Physician Counsellor/psychotherapy	SPINEgroup	City of Vaughan	250 
3.	Part-time Couples & Individual Psychotherapist (in-person Position)	Fresh Insight Therapy Services Ltd.	City of Markham	240 
4.	Psychologist, Social Worker, Psychotherapist	Broadview Psychology	#N/A	170 
5.	Family Engagement Project Consultant	York Hills Centre for Children Youth and Families	Town of Aurora	150 
6.	Optometrist	Dr. Zargar Eyecare	Town of Richmond Hill	137 
7.	Msw Social Worker /counsellor	GREEN LIFE COUNSELING	Town of Richmond Hill	120 
8.	Psychotherapist	Better Days Counselling & Psychotherapy	City of Vaughan	111 
9.	Speech-language Pathologist	TWO CAN TALK Speech & Language Services	City of Vaughan	100 
10.	Private Chef	Chez You Experience Inc.	Town of Newmarket	100 
11.	Speech-lanuaqe Pathologist -	SpeechAim	City of Vaughan	100 
				1 - 100 / 4488 < >

TOP SALARIES IN JOB POSTINGS

What are employers willing to pay to find the perfect candidate?

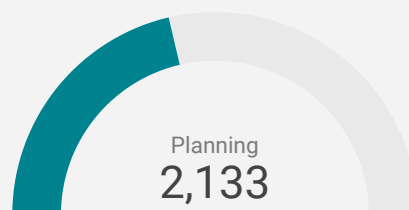
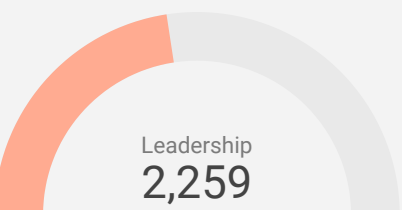
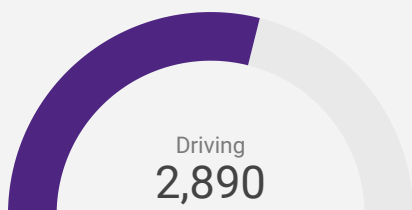
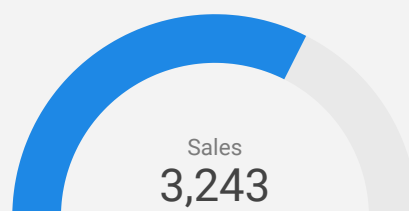
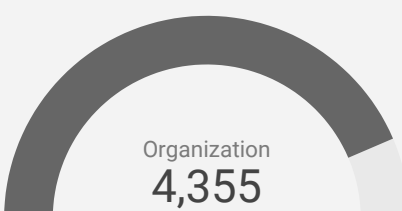
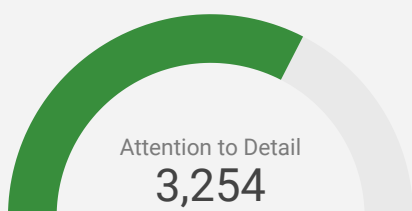
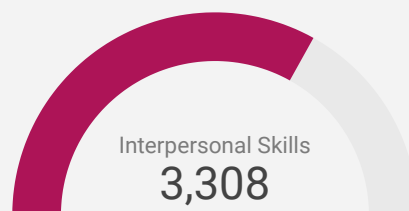
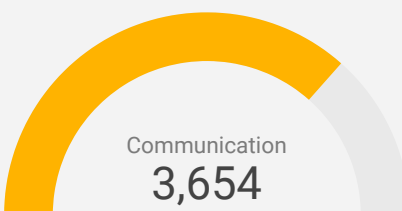
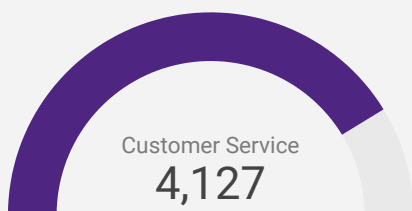
	JOB TITLE	COMPANY	LOCATION	ANNUAL SALARY ▾
1.	Cosmetic Clinic Manager	ID COSMETIC CLINIC	City of Markham	300,000 
2.	Vice President High Rise Construction	TACC Construction	City of Vaughan	300,000 
3.	Agent, Real Estate	RE/MAX EXCEL REALTY LTD.	City of Markham	300,000 
4.	Dental Associate	Summerhill Dental Office	Town of Newmarket	300,000 
5.	HIRING NEW AND EXPERIENCED REAL ESTATE AGENTS	DESIRE MORE REALTY	City of Vaughan	300,000 
6.	Hiring Flatbed Az Drivers	ITX LOGISTICS INC.	City of Vaughan	250,000 
7.	B2C Sales Agent	Centennial Windows & Doors	Town of Newmarket	250,000 
8.	New Or Experienced Full Time Mortgage Agent/broker [leads Provided]	INTREND MORTGAGE INC	Town of Richmond Hill	250,000 
9.	Account Manager	Easy Lend Financial	Town of Newmarket	250,000 
10.	Realtors! Work With Top Industry Professionals And Vacation Homes!	OtherHome.ca	Town of Richmond Hill	250,000 
				1 - 100 / 5803 < >

TOP IN-DEMAND SKILLS

How many times were these skills found in job postings?

ACTIVE JOB POSTINGS THIS MONTH

18,884



KEY JOB REQUIREMENTS

How often are these requirements desired in job postings?

ACTIVE JOB POSTINGS THIS MONTH

18,884



Driver's License
263



First Aid
804



Regular Access to a Vehicle
567



Criminal Record Check
1,170



Microsoft Office
1,211



Food Safety
274

TOP OCCUPATIONS BY SKILL, FREQUENCY & DURATION

What jobs are in-demand and/or hard to fill?

	4 DIGIT NOC	4 DIGIT NOC NAME	SKILL LEVEL	POSTING COUNT	AVG POSTING LENGTH IN DAYS	MEDIAN POSTING LENGTH IN DAYS
1.	6421	Retail salespersons	NOC Skill Level C	748	16.8	17
2.	6552	Other customer and information services representatives	NOC Skill Level C	499	17.4	17
3.	7452	Material handlers	NOC Skill Level C	455	17.2	17
4.	1241	Administrative assistants	NOC Skill Level B	428	20.9	17
5.	4412	Home support workers housekeepers and related occupations	NOC Skill Level C	375	22.7	17
6.	6322	Cooks	NOC Skill Level B	339	22.2	17
7.	0621	Retail and wholesale trade managers	NOC Skill Level A	339	16.9	17
8.	1414	Receptionists	NOC Skill Level C	281	16.9	17
9.	7511	Transport truck drivers	NOC Skill Level C	232	19.1	17
10.	6711	Food counter attendants kitchen helpers and related support occupations	NOC Skill Level D	225	21.5	17
11.	1431	Accounting and related clerks	NOC Skill Level C	189	17.5	17
12.	6311	Food service supervisors	NOC Skill Level B	167	46.1	17
13.	7514	Delivery and courier service drivers	NOC Skill Level C	152	16.4	17
14.	6731	Light duty cleaners	NOC Skill Level D	151	23.2	17
15.	3012	Registered nurses and registered psychiatric nurses	NOC Skill Level A	151	21.9	17
16.	1123	Professional occupations in advertising marketing and public relations	NOC Skill Level A	144	17.5	17
17.	1521	Shippers and receivers	NOC Skill Level C	142	17.9	17
18.	6513	Food and beverage servers	NOC Skill Level C	141	18.7	17
19.	1311	Accounting technicians and bookkeepers	NOC Skill Level B	139	23.9	17
20.	6622	Store shelf stockers clerks and order fillers	NOC Skill Level D	139	16.8	17
21.	5254	Program leaders and instructors in recreation sport and fitness	NOC Skill Level B	139	16.9	17
22.	6541	Security guards and related security service occupations	NOC Skill Level C	124	16.1	17
23.	4214	Early childhood educators and assistants	NOC Skill Level B	120	20.1	17
24.	0601	Corporate sales managers	NOC Skill Level A	119	20.7	17
25.	1221	Administrative officers	NOC Skill Level B	116	28.8	17
26.	6211	Retail sales supervisors	NOC Skill Level B	115	24.3	17
27.	0124	Advertising marketing and public relations managers	NOC Skill Level A	114	29.2	17
28.	6611	Cashiers	NOC Skill Level D	110	17.2	17
29.	1114	Other financial officers	NOC Skill Level A	108	16.3	17
					1 - 50 / 389	< >

JOB POSTINGS BY 3-DIGIT NATIONAL OCCUPATION CLASSIFICATION

What jobs are hard to fill and/or in-demand?

	3 DIGIT NOC	3 DIGIT NOC NAME	SKILL LEVEL	POSTING COUNT	AVG POSTING LENGTH IN DAYS	MEDIAN POSTING LENGTH IN DAYS
1.	642	Retail salespersons	NOC Skill Level C	748	16.8	17
2.	655	Customer and information services representatives	NOC Skill Level C	515	17.4	17
3.	441	Home care providers and educational support occupations	NOC Skill Level C	481	28.4	17
4.	124	Office administrative assistants - general, legal and medical	NOC Skill Level B	477	20.8	17
5.	745	Longshore workers and material handlers	NOC Skill Level C	455	17.2	17
6.	632	Chefs and cooks	NOC Skill Level B	415	22.2	17
7.	751	Motor vehicle and transit drivers	NOC Skill Level C	405	17.9	17
8.	141	General office workers	NOC Skill Level C	380	17.3	17
9.	062	Retail and wholesale trade managers	NOC Skill Level A	339	16.9	17
10.	421	Paraprofessional occupations in legal, social, community and education services	NOC Skill Level B	317	21.4	17
11.	122	Administrative and regulatory occupations	NOC Skill Level B	308	21.0	17
12.	111	Auditors, accountants and investment professionals	NOC Skill Level A	308	19.4	17
13.	673	Cleaners	NOC Skill Level D	259	19.7	17
14.	143	Financial, insurance and related administrative support workers	NOC Skill Level C	247	18.4	17
15.	651	Occupations in food and beverage service	NOC Skill Level C	240	18.5	17
16.	112	Human resources and business service professionals	NOC Skill Level A	234	18.4	17
17.	152	Supply chain logistics, tracking and scheduling co-ordination occupations	NOC Skill Level C	231	18.8	17
18.	217	Computer and information systems professionals	NOC Skill Level A	229	24.9	17
19.	671	Food counter attendants, kitchen helpers and related support occupations	NOC Skill Level D	225	21.5	17
20.	011	Senior managers - construction, transportation, production and utilities	NOC Skill Level A	221	21.3	17
21.	631	Service supervisors	NOC Skill Level B	193	43.6	17
22.	662	Other sales support and related occupations	NOC Skill Level D	188	16.6	17
23.	341	Assisting occupations in support of health services	NOC Skill Level C	184	16.7	17
24.	131	Finance, insurance and related business administrative occupations	NOC Skill Level B	173	22.6	17
25.	071	Managers in customer and personal services, n.e.c.	NOC Skill Level A	170	20.0	17
26.	525	Athletes, coaches, referees and related occupations	NOC Skill Level B	168	17.6	17
27.	012	Senior managers - construction, transportation, production and utilities	NOC Skill Level A	159	25.9	17
28.	723	Machining, metal forming, shaping and erecting trades	NOC Skill Level B	158	24.2	17
					1 - 50 / 131	< >

JOB POSTINGS BY 2-DIGIT NATIONAL OCCUPATION CLASSIFICATION

What jobs are hard to fill and/or in-demand?

	2 DIGIT NOC	2 DIGIT NOC NAME	SKILL LEVEL	POSTING COUNT ▾	AVG POSTING LENGTH IN DAYS	MEDIAN POSTING LENGTH IN DAYS
1.	65	Service representatives and other customer and personal services occupations	NOC Skill Level C	1,007	17.6	17
2.	12	Administrative and financial supervisors and administrative occupations	NOC Skill Level B	932	21.0	17
3.	64	Sales representatives and salespersons - wholesale and retail trade	NOC Skill Level C	832	16.8	17
4.	63	Service supervisors and specialized service occupations	NOC Skill Level B	743	28.0	17
5.	14	Office support occupations	NOC Skill Level C	693	17.9	17
6.	06	Middle management occupations in retail and wholesale trade and customer services	NOC Skill Level A	569	19.8	17
7.	11	Professional occupations in business and finance	NOC Skill Level A	542	19.0	17
8.	72	Industrial, electrical and construction trades	NOC Skill Level B	526	31.9	17
9.	67	Service support and other service occupations, n.e.c.	NOC Skill Level D	515	20.4	17
10.	74	Other installers, repairers and servicers and material handlers	NOC Skill Level C	514	17.6	17
11.	44	Care providers and educational, legal and public protection support occupations	NOC Skill Level C	488	28.0	17
12.	75	Transport and heavy equipment operation and related maintenance occupations	NOC Skill Level C	472	17.7	17
13.	21	Professional occupations in natural and applied sciences	NOC Skill Level A	470	21.2	17
14.	22	Technical occupations related to natural and applied sciences	NOC Skill Level B	449	23.4	17
15.	62	Retail sales supervisors and specialized sales occupations	NOC Skill Level B	408	22.2	17
16.	01	Senior managers - construction, transportation, production and utilities	NOC Skill Level A	381	23.1	17
17.	42	Paraprofessional occupations in legal, social, community and education services	NOC Skill Level B	317	21.4	17
18.	73	Maintenance and equipment operation trades	NOC Skill Level B	308	24.2	17
19.	32	Technical occupations in health	NOC Skill Level B	303	20.8	17
20.	66	Sales support occupations	NOC Skill Level D	298	16.8	17
21.	52	Technical occupations in art, culture, recreation and sport	NOC Skill Level B	291	19.5	17
22.	15	Distribution, tracking and scheduling co-ordination occupations	NOC Skill Level C	243	18.7	17
23.	31	Professional occupations in health (except nursing)	NOC Skill Level A	198	18.7	17
24.	41	Professional occupations in law and social, community and government services	NOC Skill Level A	185	16.6	17
25.	34	Assisting occupations in support of health services	NOC Skill Level C	184	16.7	17
26.	07	Managers in customer and personal services, n.e.c.	NOC Skill Level A	179	20.0	17
27.	13	Finance, insurance and related business administrative occupations	NOC Skill Level B	173	22.6	17
					1 - 46 / 46	< >

MULTILINGUAL JOB POSTINGS BY THE NUMBERS

ACTIVE POSTINGS: 2,060
NEW POSTINGS: 0
COMPANIES: 1,308
LANGUAGES: 11

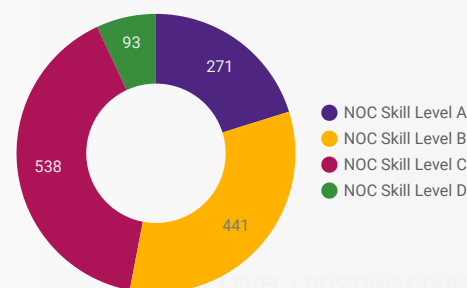
OF DAYS POSTED

AVERAGE: 17.2
MEDIAN: 17

MULTILINGUAL JOB POSTINGS BY SKILL LEVEL

What language skills are employers looking for by occupational skill level?

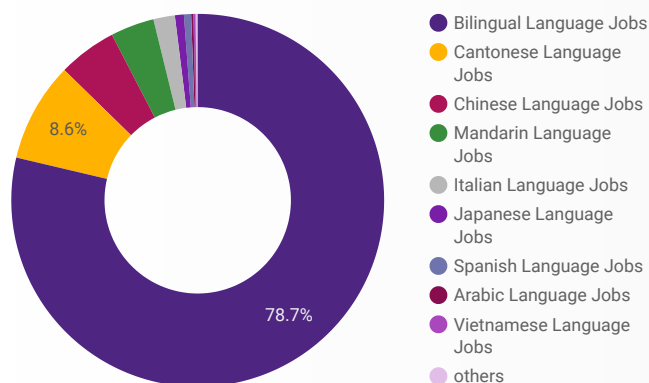
- 271 Skill Level A - Management/ Professional Occupations usually requiring University
- 441 Skill Level B - Usually college education or apprenticeship training
- 538 Skill Level C - Usually secondary education or occupation-specific training
- 93 Skill Level D - Usually on-the-job training



LANGUAGES	NOC Skill Level A	NOC Skill Level B	NOC Skill Level C	NOC Skill Level D
Bilingual Language Jobs	194	323	396	72
Cantonese Language Jobs	28	37	72	3
Chinese Language Jobs	20	14	34	8
Mandarin Language Jobs	17	20	15	1
Italian Language Jobs	4	23	12	6
Japanese Language Jobs		17	5	1
German Language Jobs	4	1	1	
Spanish Language Jobs	3	2		1
Vietnamese Language Jobs	1	1	1	1
Arabic Language Jobs		2	1	
Punjabi Language Jobs		1	1	

LANGUAGE SKILLS BREAKDOWN

Which kinds of language skills do employers seek?



LANGUAGES	POSTING COUNT
1. Bilingual Language Jobs	1,576
2. Cantonese Language Jobs	185
3. Chinese Language Jobs	107
4. Mandarin Language Jobs	83
5. Italian Language Jobs	52
6. Japanese Language Jobs	27
7. Spanish Language Jobs	12
8. German Language Jobs	6
9. Arabic Language Jobs	5
10. Vietnamese Language Jobs	4

LANGUAGE SKILLS BEING RECRUITED BY JOB CATEGORY

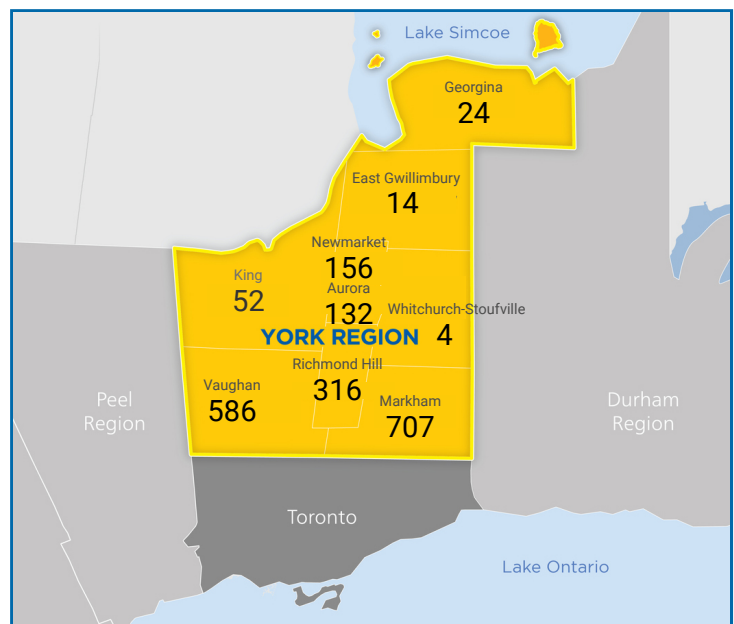
What language skills are sought by 1-Digit NOC?

BROAD OCCUPATIONAL CATEGORY	Bilingual ...	Cantonese...	Chinese ...	Mandarin...	Italian La...	Japanese...	Grand total
Business, finance and administration occup...	234	58	25	20	5		345
Health occupations	50	7	1	4	1		63
Management occupations	91	15	8	13	3		132
Natural and applied sciences and related o...	44	2		1			50
Natural resources, agriculture and related p...	9			1			10
Occupations in art, culture, recreation and s...	33	1	5				40
Occupations in education, law and social, c...	91	9	15	3	1		123
Occupations in manufacturing and utilities	25				2		29
Sales and service occupations	296	43	18	10	33	23	428
Trades, transport and equipment operators ...	112	5	4	1			123
Grand total	985	140	76	53	45	23	1,343

MULTILINGUAL JOB POSTINGS BY MUNICIPALITY

What language skills are sought by 4-Digit NOC?

	MUNICIPALITY	JOB LANGUAGES	AVG POSTING LENGTH IN DAYS	MEDIAN POSTING LENGTH IN DAYS
1.	City of Markham	707	19.2	17
2.	City of Vaughan	586	20.8	17
3.	Town of Richmond Hill	316	19.4	17
4.	Town of Newmarket	156	17.2	17
5.	Town of Aurora	132	18.0	17
6.	Township of King	52	18.9	17
7.	Town of Georgina	24	19.6	17
8.	Town of East Gwillimbury	14	20.2	17
9.	Town of Whitchurch-Stouffville	4	24.2	17



LANGUAGE DEMAND BY JOB

What language skills are sought by 4-Digit NOC?

4 DIGIT NOC NAME	POSTINGS
1. Other customer and information services rep...	94
2. Receptionists	72
3. Administrative assistants	69
4. Cooks	55
5. Retail salespersons	45
6. Home support workers housekeepers and re...	44
7. Material handlers	40
8. Retail and wholesale trade managers	34
9. Food and beverage servers	32
10. Food counter attendants kitchen helpers an...	30
11. Program leaders and instructors in recreatio...	22
12. Other financial officers	19
13. Delivery and courier service drivers	18
14. Chefs	18
15. Professional occupations in advertising mar...	18
16. General office support workers	18
17. Accounting and related clerks	17
18. Cashiers	16
19. Corporate sales managers	15
20. Insurance agents and brokers	15
21. Facility operation and maintenance managers	15
22. Advertising marketing and public relations ...	15
23. User support technicians	14
24. Other instructors	14
25. Accounting technicians and bookkeepers	14
26. Sales and account representatives - wholesal...	12
27. Shippers and receivers	12
28. Paralegal and related occupations	12
29. Purchasing agents and officers	12
30. Administrative officers	12
31. Financial managers	11
1 - 100 / 206	

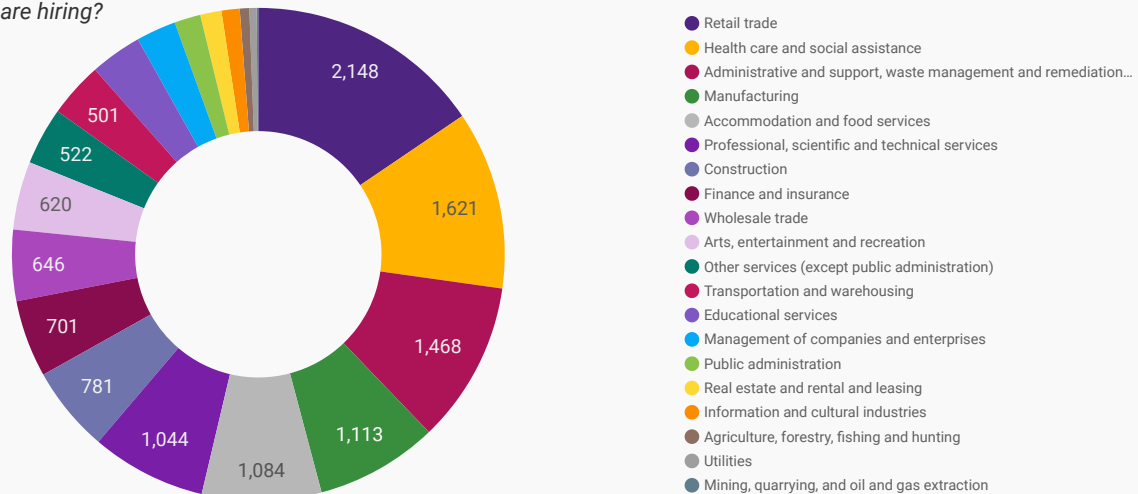
MULTILINGUAL HIRING EMPLOYERS

Which employers are seeking multilingual candidates?

COMPANY	POSTINGS
1. TC Transcontinental	22
2. YORK REGION DISTRICT SCHOOL BOARD	21
3. YEE HONG CENTRE FOR GERIATRIC CARE	20
4. TD Bank Group	18
5. TD	14
6. Expert Staffing Solutions	14
7. Arrow Workforce Solutions	13
8. Farm Boy Inc.	13
9. Mon Sheong Foundation	11
10. Advanced Skytech Canada Ltd.	10
11. Randstad Canada	10
12. Axiom Group Inc.	10
13. TD BANK	10
14. T&T Supermarket	9
15. KETTLEBY VALLEY CAMP	9
16. CBI Health Group	9
17. STAPLES CANADA	9
18. BACK CLINICS OF CANADA	8
19. Groupe Touchette Inc.	8
20. Brattys LLP	6
21. Aviva	6
22. MACKENZIE HEALTH	6
23. Olympus Corporation of the Americas	6
24. AVERY HUMAN RESOURCES	6
25. y8hr staffing	6
26. Scaddabush Italian Kitchen & Bar	6
27. Truck It Personnel Services Inc	6
28. Johnson & Johnson	5
29. YORK CATHOLIC DISTRICT SCHOOL BOARD	5
30. Various Ministries	5
1 - 50 / 854	

TOP HIRING SECTORS BY 2-DIGIT NAICS CODE

What sectors are hiring?



	2-DIGIT NAICS LABEL	NAICS CODE	POSTING COUNT	AVG POSTING LENGTH IN DAYS	MEDIAN POSTING LENGTH IN DAYS
1.	Retail trade	44-45	2,148	18.0	17
2.	Health care and social assistance	62	1,621	19.4	17
3.	Administrative and support, waste management and remediation services	56	1,468	20.0	17
4.	Manufacturing	31-33	1,113	20.0	17
5.	Accommodation and food services	72	1,084	23.0	17
6.	Professional, scientific and technical services	54	1,044	20.3	17
7.	Construction	23	781	21.1	17
8.	Finance and insurance	52	701	16.6	17
9.	Wholesale trade	41	646	19.5	17
10.	Arts, entertainment and recreation	71	620	16.6	17
11.	Other services (except public administration)	81	522	21.2	17
12.	Transportation and warehousing	48-49	501	22.7	17
13.	Educational services	61	470	12.6	16
14.	Management of companies and enterprises	55	363	18.6	17
15.	Public administration	91	238	18.8	17
16.	Real estate and rental and leasing	53	193	21.0	17
17.	Information and cultural industries	51	165	19.4	17
18.	Agriculture, forestry, fishing and hunting	11	86	17.7	17
19.	Utilities	22	67	16.7	17
20.	Mining, quarrying, and oil and gas extraction	21	14	14.2	15.5

NOTE: NAICS code 56 includes Employment Agencies. Manufacturing includes codes 31-33, Retail Trade includes codes 44-45 and Transportation and Warehousing includes codes 48-49.

TOP HIRING SECTORS BY 3-DIGIT NAICS CODE

What sectors are hiring?

	3-DIGIT NAICS LABEL	NAICS CODE	POSTING COUNT ▾	AVG POSTING LENGTH IN DAYS	MEDIAN POSTING LENGTH IN DAYS
1.	Administrative and support services	561	1,405	20.2	17
2.	Professional, scientific and technical services	541	1,044	20.3	17
3.	Food services and drinking places	722	936	23.6	17
4.	Ambulatory health care services	621	706	19.1	17
5.	Amusement, gambling and recreation industries	713	591	16.7	17
6.	Specialty trade contractors	238	486	20.4	17
7.	Educational services	611	470	12.6	16
8.	Food and beverage stores	445	396	19.3	17
9.	Motor vehicle and parts dealers	441	375	18.0	17
10.	Management of companies and enterprises	551	363	18.6	17
11.	Hospitals	622	343	21.2	17
12.	Credit intermediation and related activities	522	337	15.2	14
13.	Clothing and clothing accessories stores	448	323	17.1	17
14.	Social assistance	624	315	18.2	17
15.	Building material and garden equipment and supplies dealers	444	299	14.5	17
16.	Insurance carriers and related activities	524	286	17.9	17
17.	Nursing and residential care facilities	623	257	19.4	17
18.	Transportation equipment manufacturing	336	241	17.3	14
19.	Repair and maintenance	811	197	22.3	17
20.	Truck transportation	484	197	25.4	17
21.	General merchandise stores	452	194	17.9	17
22.	Building material and supplies merchant wholesalers	416	193	16.8	17
23.	Health and personal care stores	446	192	21.6	17
24.	Construction of buildings	236	180	24.2	17
25.	Fabricated metal product manufacturing	332	173	20.5	17
26.	Personal and laundry services	812	172	21.2	17
27.	Local, municipal and regional public administration	913	164	15.7	14
28.	Machinery, equipment and supplies merchant wholesalers	417	157	22.4	17
29.	Computer and electronic product manufacturing	334	156	16.6	17
30.	Support activities for transportation	488	153	23.2	17
31.	Accommodation services	721	148	20.1	17
					1 - 50 / 90 < >

TOP HIRING SECTORS BY 4-DIGIT NAICS CODE

What sectors are hiring?

	4-DIGIT NAICS LABEL	NAICS CODE	POSTING COUNT ▾	AVG POSTING LENGTH IN DAYS	MEDIAN POSTING LENGTH IN DAYS
1.	Employment services	5613	893	20.6	17
2.	Full-service restaurants and limited-service eating places	7225	823	24.2	17
3.	Management of companies and enterprises	5511	363	18.6	17
4.	General medical and surgical hospitals	6221	340	21.3	17
5.	Automobile dealers	4411	336	17.5	17
6.	Grocery stores	4451	333	17.7	17
7.	Amusement parks and arcades	7131	330	15.2	17
8.	Depository credit intermediation	5221	308	15.1	14
9.	Architectural, engineering and related services	5413	306	18.0	17
10.	Computer systems design and related services	5415	294	21.0	17
11.	Elementary and secondary schools	6111	282	9.9	5
12.	Building material and supplies dealers	4441	277	14.2	17
13.	Clothing stores	4481	267	17.4	17
14.	Other amusement and recreation industries	7139	261	18.5	17
15.	Services to buildings and dwellings	5617	243	20.9	17
16.	Agencies, brokerages and other insurance related activities	5242	238	17.3	17
17.	Offices of other health practitioners	6213	238	21.3	17
18.	Motor vehicle parts manufacturing	3363	224	16.9	14
19.	Building equipment contractors	2382	223	18.4	17
20.	Offices of dentists	6212	206	18.4	17
21.	Child day-care services	6244	198	18.8	17
22.	Health and personal care stores	4461	192	21.6	17
23.	Community care facilities for the elderly	6233	182	20.2	17
24.	General freight trucking	4841	176	25.0	17
25.	Other local, municipal and regional public administration	9139	164	15.7	14
26.	Investigation and security services	5616	162	16.8	17
27.	Offices of physicians	6211	143	18.2	17
28.	Management, scientific and technical consulting services	5416	142	20.8	17
29.	Department stores	4521	139	17.2	17
30.	Automotive repair and maintenance	8111	137	22.6	17
31.	Other schools and instruction	6116	135	17.7	17
					1 - 50 / 244 < >

TOP HIRING SECTORS BY 5-DIGIT NAICS CODE

What sectors are hiring?

	5-DIGIT NAICS LABEL	NAICS CODE	POSTING COUNT	AVG POSTING LENGTH IN DAYS	MEDIAN POSTING LENGTH IN DAYS
1.	Full-service restaurants and limited-service eating places	72251	823	24.2	17
2.	Employment placement agencies and executive search services	56131	701	20.9	17
3.	Management of companies and enterprises	55111	363	18.6	17
4.	General medical and surgical hospitals	62211	340	21.3	17
5.	New car dealers	44111	331	17.5	17
6.	Supermarkets and other grocery (except convenience) stores	44511	329	17.2	17
7.	Amusement and theme parks	71311	327	15.2	17
8.	Banking	52211	306	15.1	14
9.	Computer systems design and related services	54151	294	21.0	17
10.	Elementary and secondary schools	61111	282	9.9	5
11.	Engineering services	54133	256	17.6	17
12.	Offices of dentists	62121	206	18.4	17
13.	Child day-care services	62441	198	18.8	17
14.	Temporary help services	56132	192	19.5	17
15.	Insurance agencies and brokerages	52421	189	17.0	17
16.	Community care facilities for the elderly	62331	182	20.2	17
17.	Other local, municipal and regional public administration	91391	164	15.7	14
18.	Landscaping services	56173	151	24.7	17
19.	Offices of physicians	62111	143	18.2	17
20.	General freight trucking, long distance	48412	142	25.4	17
21.	Department stores	45211	139	17.2	17
22.	Hotels (except casino hotels) and motels	72111	127	19.4	17
23.	Golf courses and country clubs	71391	124	18.9	17
24.	Management consulting services	54161	123	21.0	17
25.	Home centres	44411	119	14.6	17
26.	Electrical contractors and other wiring installation contractors	23821	117	18.4	17
27.	Other motor vehicle parts manufacturing	33639	113	20.1	17
28.	Freight transportation arrangement	48851	109	24.7	17
29.	Family clothing stores	44814	108	18.4	17
30.	Residential building construction	23611	107	32.7	17
31.	Investigation, guard and armoured car services	56161	105	16.7	17
					1 - 50 / 428

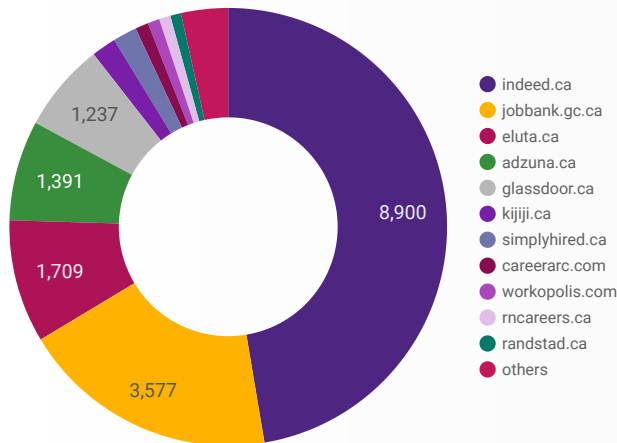
TOP HIRING SECTORS BY 6-DIGIT NAICS CODE

What sectors are hiring?

	6-DIGIT NAICS LABEL	NAICS CODE	POSTING COUNT ▼	AVG POSTING LENGTH IN DAYS	MEDIAN POSTING LENGTH IN DAYS
1.	Employment placement agencies and executive search services	561310	701	20.9	17
2.	Full-service restaurants	722511	515	25.0	17
3.	Holding companies	551113	359	18.7	17
4.	New car dealers	441110	331	17.5	17
5.	Supermarkets and other grocery (except convenience) stores	445110	329	17.2	17
6.	Amusement and theme parks	713110	327	15.2	17
7.	Limited-service eating places	722512	308	23.0	17
8.	Computer systems design and related services (except video game design and development)	541514	294	21.0	17
9.	Elementary and secondary schools	611110	282	9.9	5
10.	Engineering services	541330	256	17.6	17
11.	General (except paediatric) hospitals	622111	248	21.8	17
12.	Offices of dentists	621210	206	18.4	17
13.	Corporate and institutional banking industry	522112	199	15.0	14
14.	Child day-care services	624410	198	18.8	17
15.	Temporary help services	561320	192	19.5	17
16.	Insurance agencies and brokerages	524210	189	17.0	17
17.	Community care facilities for the elderly	623310	182	20.2	17
18.	Other local, municipal and regional public administration	913910	164	15.7	14
19.	Landscaping services	561730	151	24.7	17
20.	Offices of physicians	621110	143	18.2	17
21.	Department stores	452110	139	17.2	17
22.	General freight trucking, long distance, truck-load	484121	126	26.5	17
23.	Golf courses and country clubs	713910	124	18.9	17
24.	Home centres	444110	119	14.6	17
25.	Hotels	721111	118	18.2	17
26.	Electrical contractors and other wiring installation contractors	238210	117	18.4	17
27.	Other motor vehicle parts manufacturing	336390	113	20.1	17
28.	Other freight transportation arrangement	488519	109	24.7	17
29.	Family clothing stores	448140	108	18.4	17
30.	Residential building construction	236110	107	32.7	17

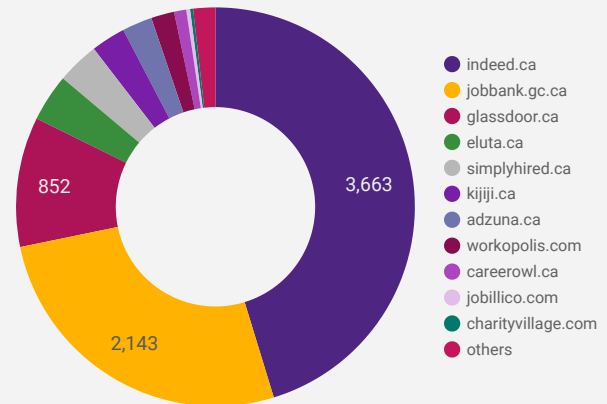
JOB POSTINGS BY JOB BOARD

What share of unique job postings appear on each job board?



COMPANIES BY JOB BOARD

What share of unique job postings appear on each job board?



JOB POSTING DETAILS BY JOB BOARD

How does job posting activity differ by job board?

	JOB BOARD	POSTING COUNT ▾	AVG POSTING LENGTH IN DAYS	MEDIAN POSTING LENGTH IN DAYS	# OF COMPANIES
1.	indeed.ca	8,900	16.4	17	3,663
2.	jobbank.gc.ca	3,577	39.4	29	2,143
3.	eluta.ca	1,709	17.0	17	311
4.	adzuna.ca	1,391	14.0	14	197
5.	glassdoor.ca	1,237	16.9	17	852
6.	kijiji.ca	342	15.0	15	226
7.	simplyhired.ca	333	16.3	17	277
8.	careerarc.com	182	23.8	14	15
9.	workopolis.com	164			152
10.	rncareers.ca	159	37.4	15	16
11.	randstad.ca	149	39.8	48	1
12.	jobillico.com	128	21.6	8	25
13.	careerowl.ca	126	128.9	110	80
14.	careerbuilder.ca	110	39.5	30	18
15.	network.applytoeducation.com	49	4.0	3	4
16.	itjobs.ca	41	31.2	15	14
17.	localwork.ca	26	27.8	30	18