

JOB DEMAND REPORT

MARCH 2023

HIGHLIGHTS

JOB POSTINGS BY THE NUMBERS

POSTING COUNT	NEW THIS MONTH	COMPANIES	JOB BOARDS
20,736	12,102	7,241	37

OF DAYS POSTED

AVERAGE	MEDIAN
19.9	17

REPORT BUILDER

The default filter selection below will show all job demand data for the month. You can use the filters to create a customized report for the purpose of understanding a subset of the data.

OCCUPATION FILTERS

SKILL TYPE NAME / 1-DIGIT NOC	▼
MAJOR GROUP / 2-DIGIT NOC	▼
MINOR GROUP / 3-DIGIT NOC	▼
UNIT GROUP / 4-DIGIT NOC	▼
SKILL LEVEL	▼
JOB TYPE	▼
JOB DURATION	▼
ADDITIONAL LANGUAGE	▼
SPECIFIC JOB TAGS	▼

INDUSTRY/SECTOR FILTERS

HIRING SECTOR BY 2-DIGIT NAICS CODE	▼
HIRING SECTOR BY 3-DIGIT NAICS CODE	▼
HIRING SECTOR BY 4-DIGIT NAICS CODE	▼
HIRING SECTOR BY 5-DIGIT NAICS CODE	▼
HIRING SECTOR BY 6-DIGIT NAICS CODE	▼

OTHER FILTERS

MUNICIPALITY	▼
JOB BOARD	▼

NOC = National Occupation Classification | NAICS = North American Industry Classification System

Page 1 of 20

Source:

Job posting data collected by Workforce Planning Board of York Region from job boards and employer websites who recruit candidates in York Region.

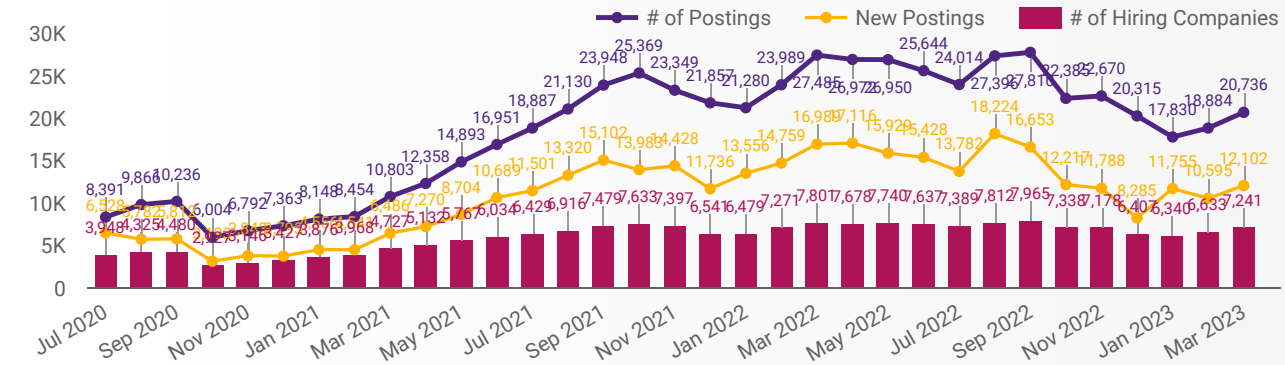


This Employment Ontario service is funded in part by the Government of Canada and the Government of Ontario.

Ce service Emploi Ontario est financé en partie par le gouvernement du Canada et le gouvernement de l'Ontario.

JOB POSTINGS BY MONTH FOR YORK REGION

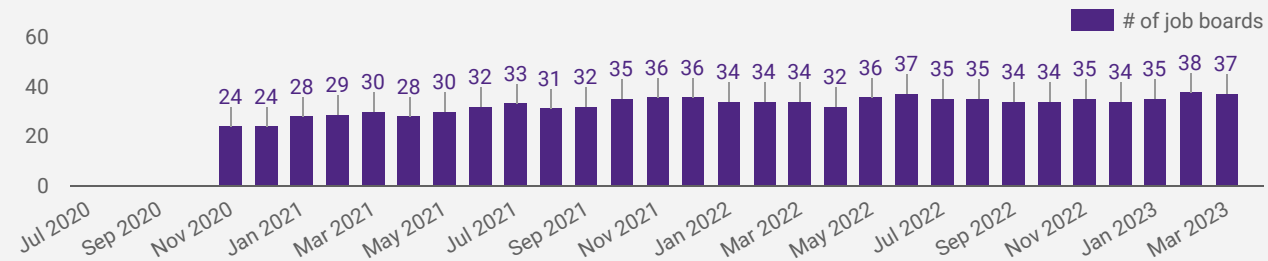
How many job postings were active for at least 1 day this month?



NOTE: This graph cannot be filtered using the controls on the cover page

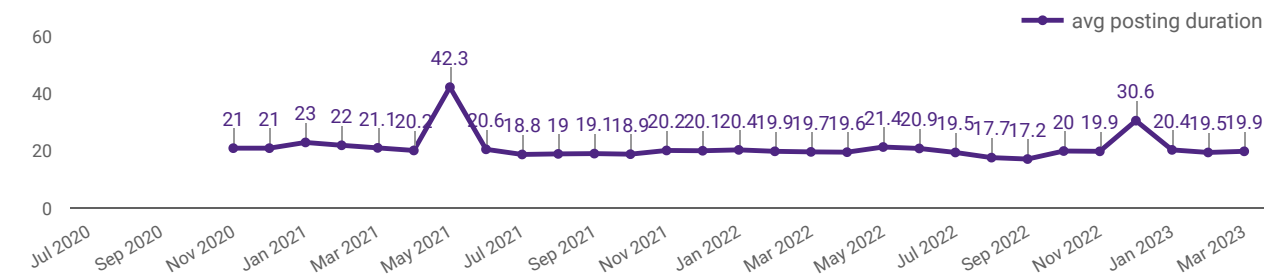
NUMBER OF ACTIVE JOB BOARDS

How many job postings were active for at least 1 day this month on these job boards?



AVERAGE POSTING LENGTH BY DAYS

How long are employers having to recruit for in order to find candidates to fill their job vacancies?



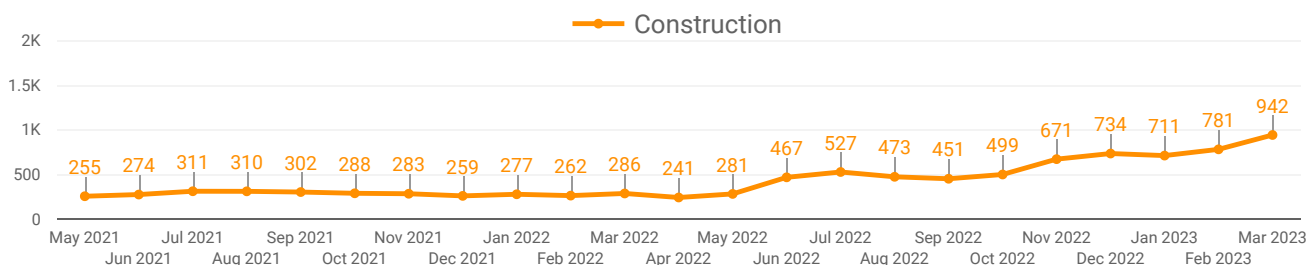
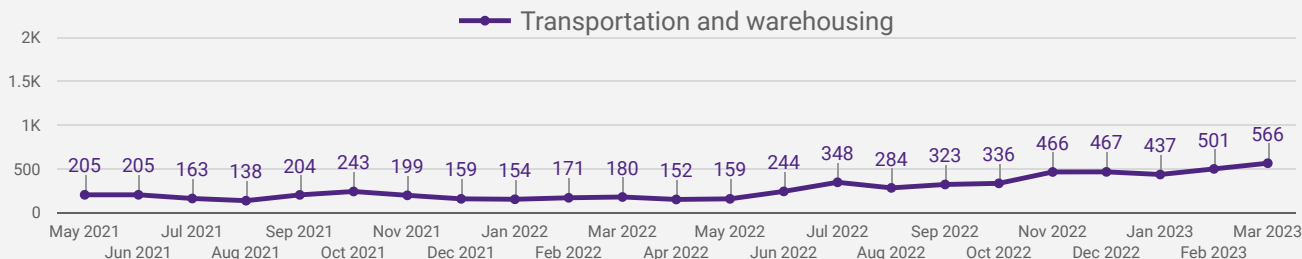
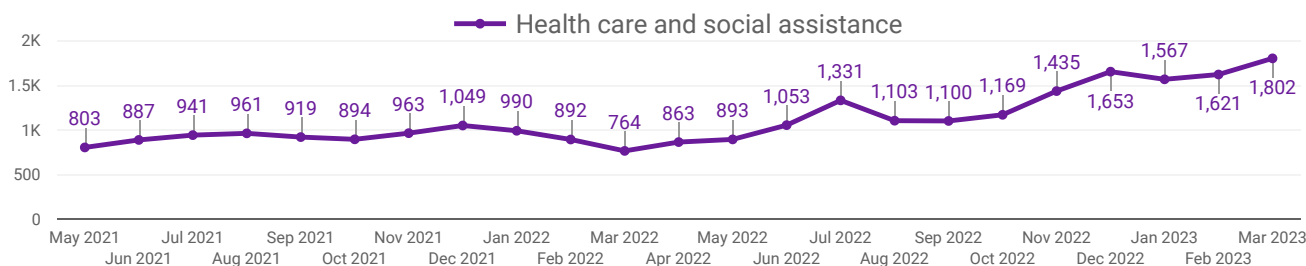
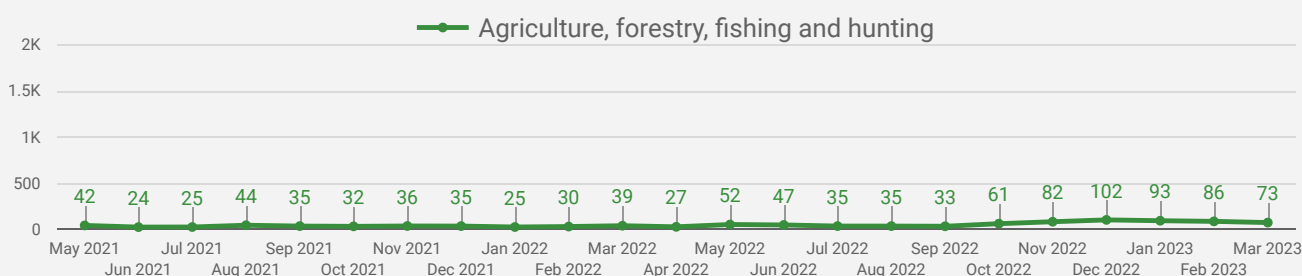
POST DATE TIMELINE FOR THIS MONTH'S ACTIVE JOB POSTINGS

How many job postings were active for at least 1 day this month?



DEMAND BY KEY SECTOR (YORK REGION)

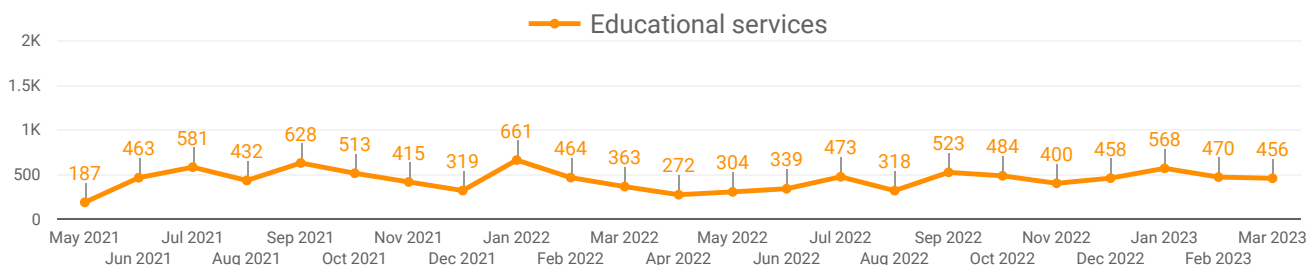
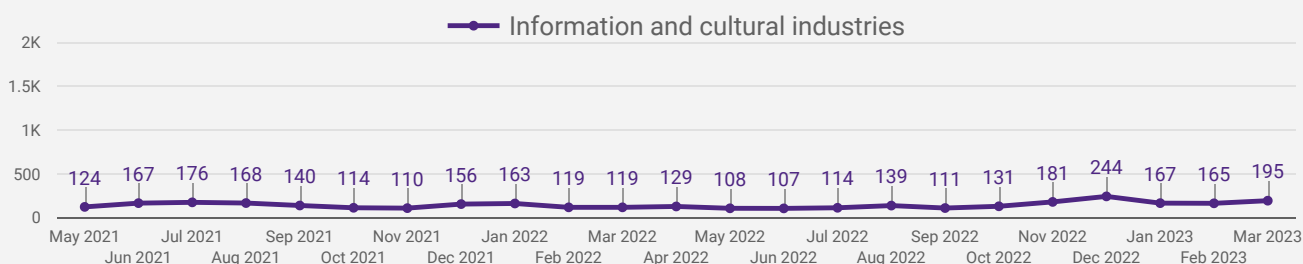
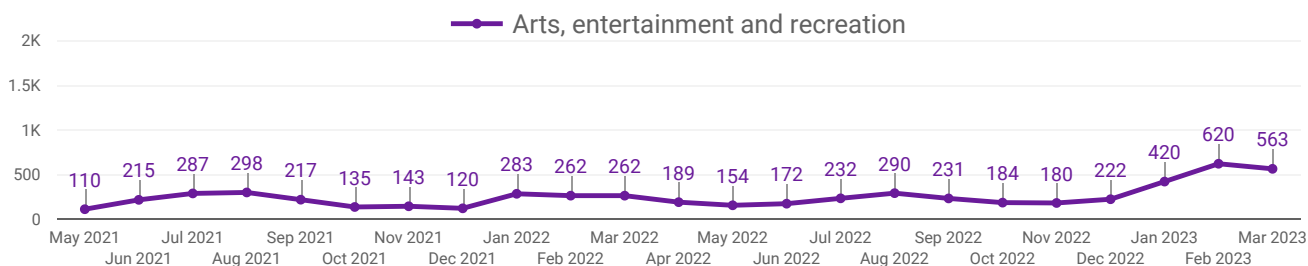
How many job postings were active for at least 1 day this month by sector?



NOTE: This graph cannot be filtered using the controls on the cover page

DEMAND BY IMPACTED SECTOR (YORK REGION)

How many job postings were active for at least 1 day this month by sector?

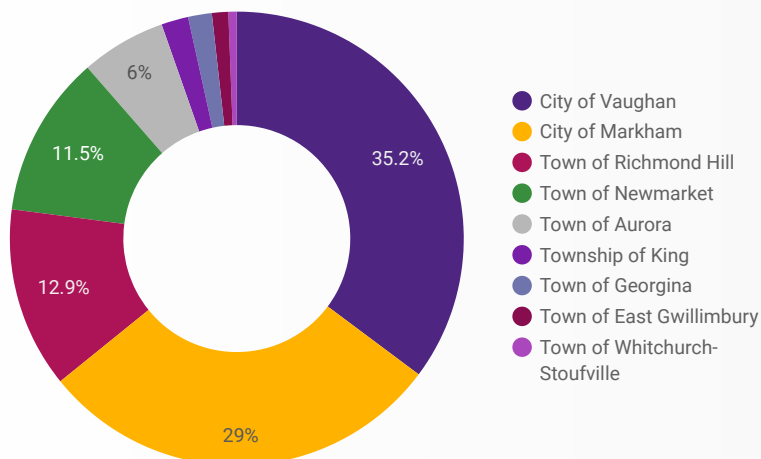


NOTE: This graph cannot be filtered using the controls on the cover page

JOB POSTINGS BY MUNICIPALITY

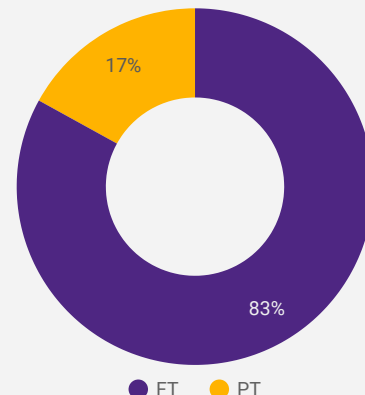
Where are job opportunities being offered?

	MUNICIPALITY	POSTING COUNT	AVG POSTING LENGTH IN DAYS	MEDIAN POSTING LENGTH IN DAYS
1.	City of Vaughan	7,060	21.5	17
2.	City of Markham	5,808	19.8	17
3.	Town of Richmond Hill	2,584	18.7	17
4.	Town of Newmarket	2,309	18.0	17
5.	Town of Aurora	1,213	19.0	17
6.	Township of King	386	20.1	17
7.	Town of Georgina	339	19.1	17
8.	Town of East Gwillimbury	233	20.9	17
9.	Town of Whitchurch-Stouffville	120	18.8	17



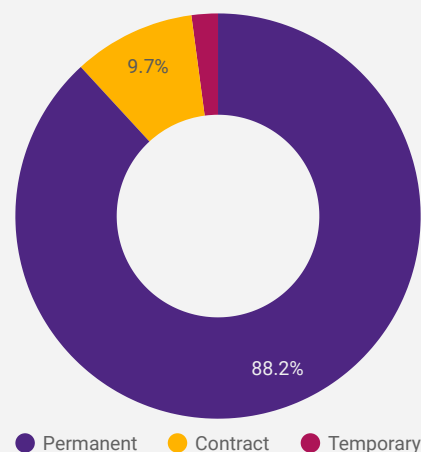
JOB TYPE

Full-time vs Part-time



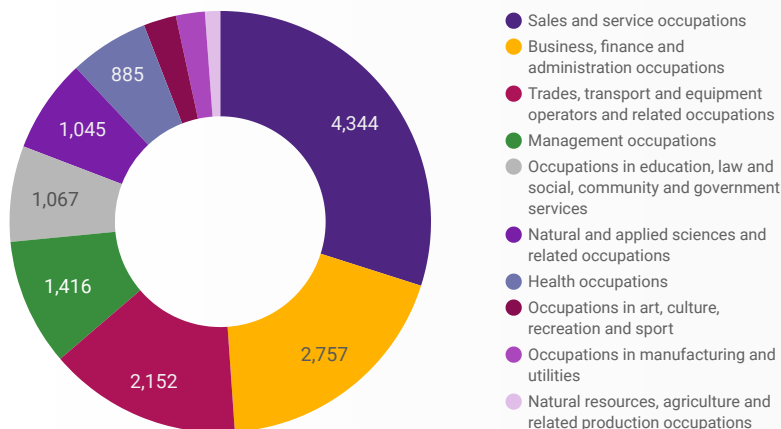
JOB DURATION

Permanency of jobs posted



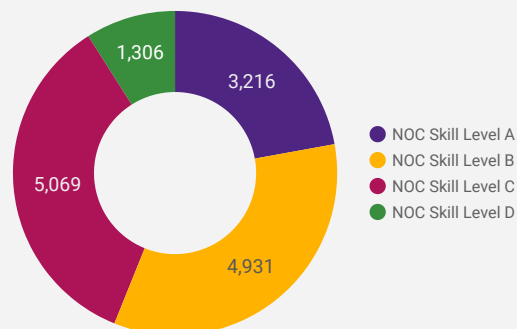
JOB POSTINGS BY JOB CATEGORY

What broad occupational category is being recruited?



JOB POSTINGS BY SKILL LEVEL

What education do occupations typically require?



Skill Level A = Usually University education | Skill Level B = Usually College education or Apprenticeship training | Skill Level C = Usually Secondary education or occupation-specific training | Skill Level D = Usually on-the-job training

TOP HIRING EMPLOYERS & AGENCIES

Who is hiring?


	COMPANY	MUNICIPALITY	POSTINGS COUNT ▾	AVG POSTING LENGTH IN DAYS	MEDIAN POSTING LENGTH IN DAYS
1.	CANADA'S WONDERLAND	City of Vaughan	260	14.9	16
2.	Southlake Regional Health Care Centre	Town of Newmarket	101	17.0	17
3.	Randstad Canada	City of Markham	94	71.3	89
4.	MACKENZIE HEALTH	Town of Richmond Hill	88	13.9	14
5.	MARKHAM STOUFFVILLE HOSPITAL	City of Markham	85	24.2	17
6.	AMD	City of Markham	83	30.9	25
7.	City of Markham	City of Markham	80	16.7	17
8.	SOUTHLAKE REGIONAL HEALTH CENTRE	Town of Newmarket	78	16.9	17
9.	Markham Stouffville Hospital Corporation	City of Markham	76	16.4	17
10.	STAPLES CANADA	Town of Richmond Hill	72	15.0	14
11.	MACKENZIE HEALTH	City of Vaughan	69	15.3	17
12.	IBM CANADA LTD.	City of Markham	61	17.0	17
13.	YORK REGION DISTRICT SCHOOL BOARD	City of Markham	57	3.5	2
14.	TD Bank Group	City of Markham	55	15.2	14
15.	AECOM CANADA LTD.	City of Markham	52	17.8	17
16.	Axiom Group Inc.	Town of Aurora	51	16.8	17
17.	Municipality of York	Town of Newmarket	50	15.7	13
18.	IBM	City of Markham	50	15.8	17
19.	Zanchin Automotive Group	City of Vaughan	49	16.9	17
20.	TD BANK	City of Markham	47	16.9	17
21.	Mircom Technologies	City of Vaughan	44	16.3	17
22.	Aviva	City of Markham	40	15.8	17
23.	PLAN GROUP	City of Vaughan	40	25.6	17
24.	CAA CLUB GROUP	City of Markham	39	16.9	17
25.	SIENNA SENIOR LIVING	Town of Georgina	39	22.1	17
26.	TD	City of Markham	39	14.0	14
27.	Walmart Canada	City of Vaughan	38	15.2	14
28.	Stantec	City of Markham	33	15.0	17
29.	AMD / Advanced Micro Devices, Inc.	City of Markham	33	17.0	17

TOP HOURLY WAGES IN JOB POSTINGS

What are employers willing to pay to find the perfect candidate?

of Minimum Wage Job Postings

531

	JOB TITLE	COMPANY	LOCATION	HOURLY WAGE ▾
1.	Medical Physician Counsellor/psychotherapy	SPINEgroup	City of Vaughan	250 
2.	Medical Physician/family Practice/medical Pain Specialist	SPINEgroup	City of Vaughan	250 
3.	Part-time Couples & Individual Psychotherapist (in-person Position)	Fresh Insight Therapy Services Ltd.	City of Markham	240 
4.	Psychologist (pt)	The Pain & Wellness Centre	City of Vaughan	225 
5.	Chiropodist	Bodymed Plus Rehab	City of Vaughan	200 
6.	Child And Adolescent Psychologist	EPS Family Health	City of Vaughan	190 
7.	Adult Clinical Psychologist	EPS Family Health	City of Vaughan	190 
8.	Chiropractor	MI Physiotherapy	Town of Aurora	186 
9.	Speech-language Pathologist	In-Home Speech Therapy	City of Markham	165 
10.	Youth Orchestra Conductor	Infiniti Strings, Music School	City of Markham	150 
11.	Clinical Psychologist	The Counselling Centre	City of Markham	140 
12.	Naturopath	WILDERMAN MEDICAL CLINIC	City of Markham	129 
				1 - 100 / 5436 < >

TOP SALARIES IN JOB POSTINGS

What are employers willing to pay to find the perfect candidate?

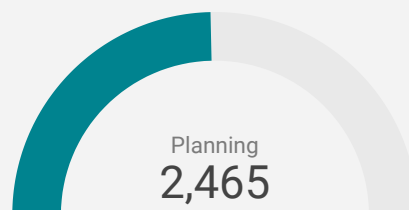
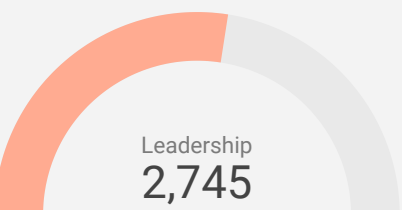
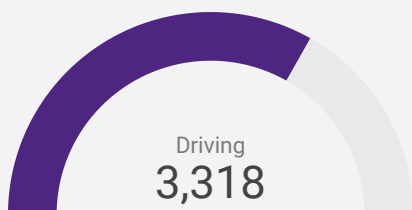
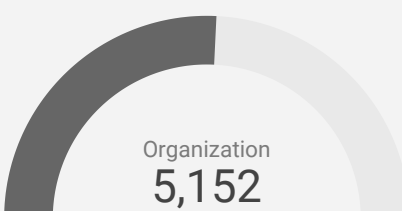
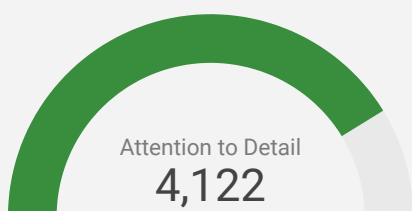
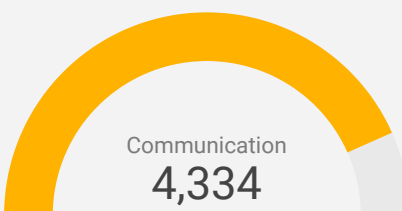
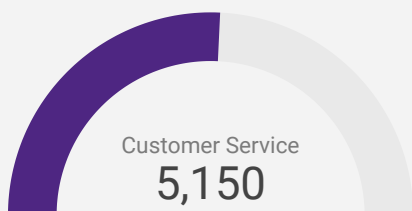
	JOB TITLE	COMPANY	LOCATION	ANNUAL SALARY ▾
1.	Tow Truck Driver	SPA ZEBA CAR CLINIC	Town of Aurora	350,000 
2.	Outside Sales Advisor	Atlas Care Heating & Air Conditioning	Town of Newmarket	300,000 
3.	Real Estate Agent	Tim Sold Real Estate Team	City of Markham	300,000 
4.	Agent, Real Estate	RE/MAX EXCEL REALTY LTD.	City of Markham	300,000 
5.	Mortgage Agent	8Twelve Mortgage Team	Town of Aurora	288,450 
6.	Owner Operators In Vaughan - Local and Highway - CDI	CANADA DRAYAGE INC	City of Vaughan	260,000 
7.	Real Estate Agent	Keller Williams Legacies	City of Vaughan	250,000 
8.	Subprime Finance Manager	Ontario Credit Center Incorporated	Town of East Gwillimbury	250,000 
9.	Head of International Sales	Prollenium Medical Technologies	Town of Richmond Hill	250,000 
10.	Technical Sales Representative - Military/le/government	GSCI Advanced Photonics	City of Vaughan	250,000 
11.	Mortgage Agent	8Twelve Mortgage Team	Town of Aurora	250,000 
				1 - 100 / 7069 < >

TOP IN-DEMAND SKILLS

How many times were these skills found in job postings?

ACTIVE JOB POSTINGS THIS MONTH

20,736



KEY JOB REQUIREMENTS

How often are these requirements desired in job postings?

ACTIVE JOB POSTINGS THIS MONTH

20,736



Driver's License

368



First Aid

960



Regular Access to a Vehicle

680



Criminal Record Check

1,280



Microsoft Office

1,526



Food Safety

348

TOP OCCUPATIONS BY SKILL, FREQUENCY & DURATION

What jobs are in-demand and/or hard to fill?

	4 DIGIT NOC	4 DIGIT NOC NAME	SKILL LEVEL	POSTING COUNT	AVG POSTING LENGTH IN DAYS	MEDIAN POSTING LENGTH IN DAYS
1.	6421	Retail salespersons	NOC Skill Level C	902	18.2	17
2.	6552	Other customer and information services representatives	NOC Skill Level C	505	17.1	17
3.	7452	Material handlers	NOC Skill Level C	457	17.7	17
4.	1241	Administrative assistants	NOC Skill Level B	446	22.2	17
5.	6322	Cooks	NOC Skill Level B	409	30.3	17
6.	4412	Home support workers housekeepers and related occupations	NOC Skill Level C	378	21.0	17
7.	0621	Retail and wholesale trade managers	NOC Skill Level A	369	16.8	17
8.	1414	Receptionists	NOC Skill Level C	281	16.9	17
9.	7511	Transport truck drivers	NOC Skill Level C	278	19.8	17
10.	6711	Food counter attendants kitchen helpers and related support occupations	NOC Skill Level D	245	18.7	17
11.	6731	Light duty cleaners	NOC Skill Level D	197	22.3	17
12.	1431	Accounting and related clerks	NOC Skill Level C	186	18.8	17
13.	6513	Food and beverage servers	NOC Skill Level C	182	17.1	17
14.	6311	Food service supervisors	NOC Skill Level B	176	69.7	56
15.	7514	Delivery and courier service drivers	NOC Skill Level C	164	16.6	17
16.	1123	Professional occupations in advertising marketing and public relations	NOC Skill Level A	158	21.4	17
17.	1311	Accounting technicians and bookkeepers	NOC Skill Level B	154	33.1	17
18.	6622	Store shelf stockers clerks and order fillers	NOC Skill Level D	150	15.8	17
19.	4214	Early childhood educators and assistants	NOC Skill Level B	142	21.4	17
20.	5254	Program leaders and instructors in recreation sport and fitness	NOC Skill Level B	142	17.4	17
21.	6211	Retail sales supervisors	NOC Skill Level B	141	26.5	17
22.	0601	Corporate sales managers	NOC Skill Level A	139	17.8	17
23.	1221	Administrative officers	NOC Skill Level B	139	26.3	17
24.	3012	Registered nurses and registered psychiatric nurses	NOC Skill Level A	136	16.7	17
25.	7611	Construction trades helpers and labourers	NOC Skill Level D	131	35.7	17
26.	6541	Security guards and related security service occupations	NOC Skill Level C	130	16.4	17
27.	1521	Shippers and receivers	NOC Skill Level C	127	19.8	17
28.	1111	Financial auditors and accountants	NOC Skill Level A	127	18.7	17
29.	6611	Cashiers	NOC Skill Level D	127	18.9	17
					1 - 50 / 398	< >

JOB POSTINGS BY 3-DIGIT NATIONAL OCCUPATION CLASSIFICATION

What jobs are hard to fill and/or in-demand?

	3 DIGIT NOC	3 DIGIT NOC NAME	SKILL LEVEL	POSTING COUNT ▾	AVG POSTING LENGTH IN DAYS	MEDIAN POSTING LENGTH IN DAYS
1.	642	Retail salespersons	NOC Skill Level C	902	18.2	17
2.	655	Customer and information services representatives	NOC Skill Level C	521	17.1	17
3.	632	Chefs and cooks	NOC Skill Level B	501	30.0	17
4.	441	Home care providers and educational support occupations	NOC Skill Level C	496	27.2	17
5.	124	Office administrative assistants - general, legal and medical	NOC Skill Level B	495	22.7	17
6.	751	Motor vehicle and transit drivers	NOC Skill Level C	470	18.8	17
7.	745	Longshore workers and material handlers	NOC Skill Level C	457	17.7	17
8.	141	General office workers	NOC Skill Level C	389	16.8	17
9.	062	Retail and wholesale trade managers	NOC Skill Level A	369	16.8	17
10.	673	Cleaners	NOC Skill Level D	351	19.5	17
11.	111	Auditors, accountants and investment professionals	NOC Skill Level A	345	17.7	17
12.	122	Administrative and regulatory occupations	NOC Skill Level B	342	22.8	17
13.	421	Paraprofessional occupations in legal, social, community and education services	NOC Skill Level B	340	21.7	17
14.	651	Occupations in food and beverage service	NOC Skill Level C	281	17.5	17
15.	143	Financial, insurance and related administrative support workers	NOC Skill Level C	271	18.9	17
16.	217	Computer and information systems professionals	NOC Skill Level A	260	23.7	17
17.	671	Food counter attendants, kitchen helpers and related support occupations	NOC Skill Level D	245	18.7	17
18.	152	Supply chain logistics, tracking and scheduling co-ordination occupations	NOC Skill Level C	240	18.3	17
19.	112	Human resources and business service professionals	NOC Skill Level A	238	20.2	17
20.	011	Senior managers - construction, transportation, production and utilities	NOC Skill Level A	237	22.9	17
21.	631	Service supervisors	NOC Skill Level B	209	61.2	31
22.	662	Other sales support and related occupations	NOC Skill Level D	196	15.9	17
23.	131	Finance, insurance and related business administrative occupations	NOC Skill Level B	194	29.3	17
24.	341	Assisting occupations in support of health services	NOC Skill Level C	186	17.3	17
25.	723	Machining, metal forming, shaping and erecting trades	NOC Skill Level B	183	23.5	17
26.	012	Senior managers - construction, transportation, production and utilities	NOC Skill Level A	174	23.7	17
27.	525	Athletes, coaches, referees and related occupations	NOC Skill Level B	166	18.6	17
28.	071	Managers in customer and personal services, n.e.c.	NOC Skill Level A	163	20.9	17
					1 - 50 / 132	< >

JOB POSTINGS BY 2-DIGIT NATIONAL OCCUPATION CLASSIFICATION

What jobs are hard to fill and/or in-demand?

	2 DIGIT NOC	2 DIGIT NOC NAME	SKILL LEVEL	POSTING COUNT ▾	AVG POSTING LENGTH IN DAYS	MEDIAN POSTING LENGTH IN DAYS
1.	65	Service representatives and other customer and personal services occupations	NOC Skill Level C	1,077	17.2	17
2.	12	Administrative and financial supervisors and administrative occupations	NOC Skill Level B	1,011	23.3	17
3.	64	Sales representatives and salespersons - wholesale and retail trade	NOC Skill Level C	989	18.1	17
4.	63	Service supervisors and specialized service occupations	NOC Skill Level B	860	33.6	17
5.	14	Office support occupations	NOC Skill Level C	716	18.1	17
6.	67	Service support and other service occupations, n.e.c.	NOC Skill Level D	642	18.9	17
7.	06	Middle management occupations in retail and wholesale trade and customer services	NOC Skill Level A	636	19.4	17
8.	72	Industrial, electrical and construction trades	NOC Skill Level B	588	28.8	17
9.	11	Professional occupations in business and finance	NOC Skill Level A	583	18.6	17
10.	75	Transport and heavy equipment operation and related maintenance occupations	NOC Skill Level C	558	19.1	17
11.	21	Professional occupations in natural and applied sciences	NOC Skill Level A	536	20.8	17
12.	74	Other installers, repairers and servicers and material handlers	NOC Skill Level C	532	18.1	17
13.	22	Technical occupations related to natural and applied sciences	NOC Skill Level B	509	24.3	17
14.	44	Care providers and educational, legal and public protection support occupations	NOC Skill Level C	500	27.1	17
15.	62	Retail sales supervisors and specialized sales occupations	NOC Skill Level B	453	19.4	17
16.	01	Senior managers - construction, transportation, production and utilities	NOC Skill Level A	412	23.2	17
17.	42	Paraprofessional occupations in legal, social, community and education services	NOC Skill Level B	340	21.7	17
18.	32	Technical occupations in health	NOC Skill Level B	326	17.9	17
19.	73	Maintenance and equipment operation trades	NOC Skill Level B	325	22.7	17
20.	66	Sales support occupations	NOC Skill Level D	323	17.1	17
21.	52	Technical occupations in art, culture, recreation and sport	NOC Skill Level B	283	20.1	17
22.	15	Distribution, tracking and scheduling co-ordination occupations	NOC Skill Level C	253	18.2	17
23.	31	Professional occupations in health (except nursing)	NOC Skill Level A	232	18.7	17
24.	13	Finance, insurance and related business administrative occupations	NOC Skill Level B	194	29.3	17
25.	34	Assisting occupations in support of health services	NOC Skill Level C	186	17.3	17
26.	41	Professional occupations in law and social, community and government services	NOC Skill Level A	175	23.2	17
27.	07	Managers in customer and personal services, n.e.c.	NOC Skill Level A	171	22.5	17
					1 - 45 / 45	< >

MULTILINGUAL JOB POSTINGS BY THE NUMBERS

ACTIVE POSTINGS	NEW POSTINGS	COMPANIES	LANGUAGES
2,979	0	1,779	11

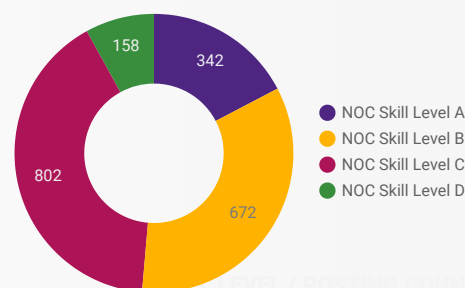
OF DAYS POSTED

AVERAGE	MEDIAN
17.5	17

MULTILINGUAL JOB POSTINGS BY SKILL LEVEL

What language skills are employers looking for by occupational skill level?

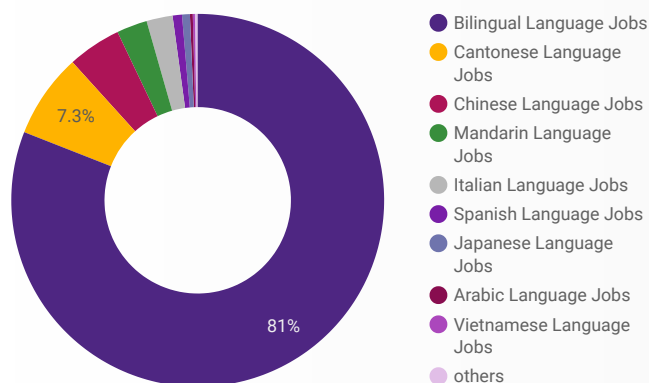
- 342 Skill Level A - Management/ Professional Occupations usually requiring University
- 672 Skill Level B - Usually college education or apprenticeship training
- 802 Skill Level C - Usually secondary education or occupation-specific training
- 158 Skill Level D - Usually on-the-job training



LANGUAGES	NO Skill Level A	NO Skill Level B	NO Skill Level C	NO Skill Level D
Bilingual Language Jobs	249	515	641	139
Cantonese Language Jobs	37	53	71	5
Chinese Language Jobs	29	21	39	7
Italian Language Jobs	3	38	21	2
Mandarin Language Jobs	14	19	14	
Japanese Language Jobs		20	5	2
Spanish Language Jobs	5	5	3	1
Vietnamese Language Jobs	1	1	3	2
Punjabi Language Jobs			3	
German Language Jobs	2		1	
Arabic Language Jobs	2		1	

LANGUAGE SKILLS BREAKDOWN

Which kinds of language skills do employers seek?



LANGUAGES	POSTING COUNT
1. Bilingual Language Jobs	2,389
2. Cantonese Language Jobs	217
3. Chinese Language Jobs	140
4. Mandarin Language Jobs	87
5. Italian Language Jobs	69
6. Japanese Language Jobs	30
7. Spanish Language Jobs	25
8. Vietnamese Language Jobs	7
9. Arabic Language Jobs	6
10. German Language Jobs	5

LANGUAGE SKILLS BEING RECRUITED BY JOB CATEGORY

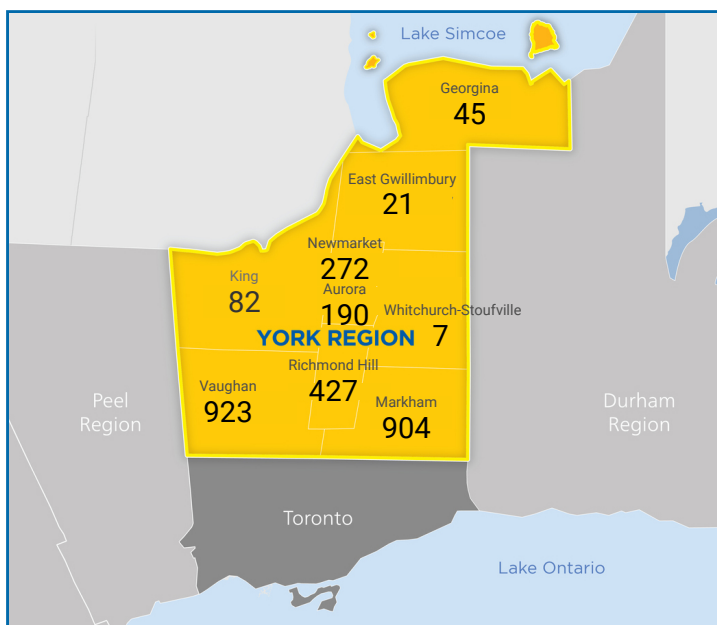
What language skills are sought by 1-Digit NOC?

BROAD OCCUPATIONAL CATEGORY	Bilingual ...	Cantonese...	Chinese ...	Italian La...	Mandarin...	Japanese...	Grand total
Business, finance and administration occup...	330	63	26	5	22		448
Health occupations	68	13	1	2	1		85
Management occupations	122	20	14	2	9		171
Natural and applied sciences and related o...	74	4		1	1		81
Natural resources, agriculture and related p...	18						19
Occupations in art, culture, recreation and s...	43	2	7		1		56
Occupations in education, law and social, c...	133	6	18	1	4		165
Occupations in manufacturing and utilities	35			3			40
Sales and service occupations	514	46	27	50	8	26	682
Trades, transport and equipment operators ...	207	12	3		1	1	227
Grand total	1,544	166	96	64	47	27	1,974

MULTILINGUAL JOB POSTINGS BY MUNICIPALITY

What language skills are sought by 4-Digit NOC?

	MUNICIPALITY	JOB LANGUAGES	AVG POSTING LENGTH IN DAYS	MEDIAN POSTING LENGTH IN DAYS
1.	City of Vaughan	923	21.5	17
2.	City of Markham	904	19.8	17
3.	Town of Richmond Hill	427	18.7	17
4.	Town of Newmarket	272	18.0	17
5.	Town of Aurora	190	19.0	17
6.	Township of King	82	20.1	17
7.	Town of Georgina	45	19.1	17
8.	Town of East Gwillimbury	21	20.9	17
9.	Town of Whitchurch-Stouffville	7	18.8	17



LANGUAGE DEMAND BY JOB

What language skills are sought by 4-Digit NOC?

4 DIGIT NOC NAME	POSTINGS
1. Other customer and information services rep...	129
2. Retail salespersons	115
3. Cooks	100
4. Administrative assistants	95
5. Receptionists	88
6. Material handlers	63
7. Home support workers housekeepers and re...	55
8. Retail and wholesale trade managers	44
9. Food and beverage servers	44
10. Food counter attendants kitchen helpers an...	44
11. Other instructors	30
12. Program leaders and instructors in recreatio...	28
13. Professional occupations in advertising mar...	27
14. Transport truck drivers	27
15. Delivery and courier service drivers	27
16. Light duty cleaners	27
17. Other financial officers	25
18. Administrative officers	25
19. Chefs	25
20. Early childhood educators and assistants	24
21. Shippers and receivers	23
22. Sales and account representatives - wholesal...	23
23. General office support workers	23
24. Advertising marketing and public relations ...	21
25. Cashiers	20
26. Accounting and related clerks	18
27. Corporate sales managers	17
28. Purchasing agents and officers	16
29. User support technicians	16
30. Bartenders	16
31. Facility operation and maintenance managers	16
1 - 100 / 229	

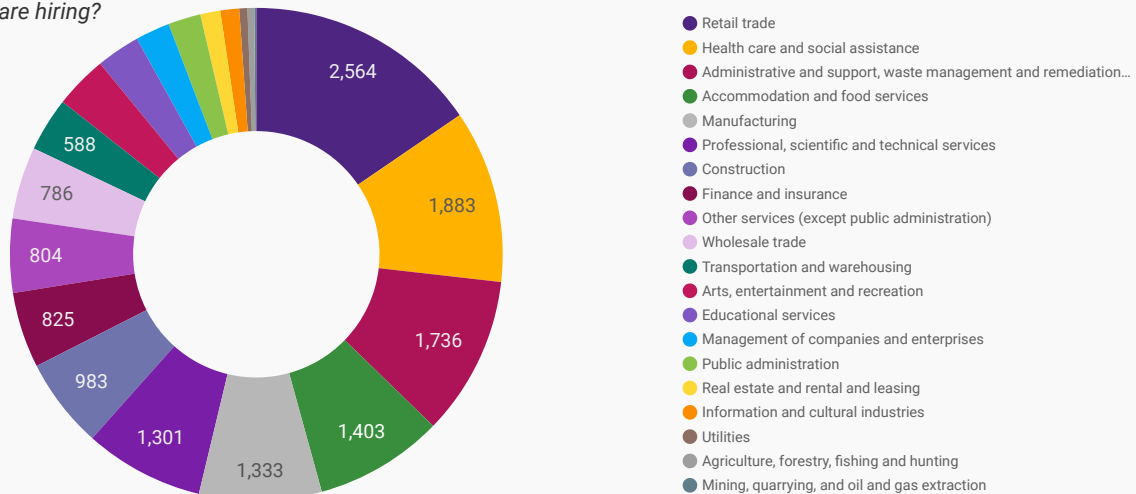
MULTILINGUAL HIRING EMPLOYERS

Which employers are seeking multilingual candidates?

COMPANY	POSTINGS
1. TC Transcontinental	26
2. Axiom Group Inc.	25
3. Expert Staffing Solutions	23
4. YEE HONG CENTRE FOR GERIATRIC CARE	22
5. YORK REGION DISTRICT SCHOOL BOARD	20
6. VEXOS	16
7. Advanced Skytech Canada Ltd.	13
8. Beertown Public House Newmarket	13
9. Arrow Workforce Solutions	13
10. T&T Supermarket	12
11. DeckMart	12
12. CBI Health Group	11
13. TD BANK	11
14. Farm Boy Inc.	10
15. YORK METAL PRODUCTS	10
16. Truck It Personnel Services Inc	10
17. y8hr staffing	10
18. MID-ONTARIO TRUCK CENTRE	10
19. TD Bank Group	10
20. BELL MOBILITY/BELL MOBILITÄ%	9
21. ORGANIC GARAGE	9
22. STAPLES CANADA	9
23. 255 By Alta Rosa Restaurant	8
24. BACK CLINICS OF CANADA	8
25. Brattys LLP	8
26. CMP Group Ltd.	8
27. Vinylbilt Windows and Doors 2021 Inc.	7
28. Groupe Touchette Inc.	7
29. Alliance Group & Staffing	7
30. Kyndryl Canada Ltd.	7
1 - 50 / 1382	

TOP HIRING SECTORS BY 2-DIGIT NAICS CODE

What sectors are hiring?



	2-DIGIT NAICS LABEL	NAICS CODE	POSTING COUNT	AVG POSTING LENGTH IN DAYS	MEDIAN POSTING LENGTH IN DAYS
1.	Retail trade	44-45	2,564	18.5	17
2.	Health care and social assistance	62	1,883	17.9	17
3.	Administrative and support, waste management and remediation services	56	1,736	19.9	17
4.	Accommodation and food services	72	1,403	24.3	17
5.	Manufacturing	31-33	1,333	20.0	17
6.	Professional, scientific and technical services	54	1,301	20.5	17
7.	Construction	23	983	20.2	17
8.	Finance and insurance	52	825	16.8	17
9.	Other services (except public administration)	81	804	20.7	17
10.	Wholesale trade	41	786	18.5	17
11.	Transportation and warehousing	48-49	588	23.3	17
12.	Arts, entertainment and recreation	71	576	16.1	17
13.	Educational services	61	475	14.9	17
14.	Management of companies and enterprises	55	375	17.2	17
15.	Public administration	91	355	20.9	16
16.	Real estate and rental and leasing	53	218	19.4	17
17.	Information and cultural industries	51	205	19.1	17
18.	Utilities	22	88	15.5	17
19.	Agriculture, forestry, fishing and hunting	11	75	16.9	17
20.	Mining, quarrying, and oil and gas extraction	21	21	20.8	17

NOTE: NAICS code 56 includes Employment Agencies. Manufacturing includes codes 31-33, Retail Trade includes codes 44-45 and Transportation and Warehousing includes codes 48-49.

TOP HIRING SECTORS BY 3-DIGIT NAICS CODE

What sectors are hiring?

	3-DIGIT NAICS LABEL	NAICS CODE	POSTING COUNT ▾	AVG POSTING LENGTH IN DAYS	MEDIAN POSTING LENGTH IN DAYS
1.	Administrative and support services	561	1,643	20.1	17
2.	Professional, scientific and technical services	541	1,301	20.5	17
3.	Food services and drinking places	722	1,216	24.9	17
4.	Ambulatory health care services	621	821	17.9	17
5.	Specialty trade contractors	238	657	21.1	17
6.	Amusement, gambling and recreation industries	713	547	16.0	17
7.	Educational services	611	475	14.9	17
8.	Motor vehicle and parts dealers	441	445	18.1	17
9.	Clothing and clothing accessories stores	448	420	18.7	17
10.	Credit intermediation and related activities	522	395	16.9	15
11.	Building material and garden equipment and supplies dealers	444	390	16.3	17
12.	Social assistance	624	386	19.1	17
13.	Management of companies and enterprises	551	375	17.2	17
14.	Food and beverage stores	445	363	18.5	17
15.	Nursing and residential care facilities	623	345	16.8	17
16.	Insurance carriers and related activities	524	342	16.6	17
17.	Hospitals	622	331	17.9	17
18.	Local, municipal and regional public administration	913	286	16.9	14
19.	Building material and supplies merchant wholesalers	416	256	17.3	17
20.	Personal and laundry services	812	255	18.5	17
21.	Repair and maintenance	811	249	20.1	17
22.	Fabricated metal product manufacturing	332	225	21.2	17
23.	Transportation equipment manufacturing	336	225	19.4	17
24.	Health and personal care stores	446	223	17.9	17
25.	General merchandise stores	452	221	17.4	17
26.	Truck transportation	484	216	25.5	17
27.	Machinery, equipment and supplies merchant wholesalers	417	203	19.2	17
28.	Computer and electronic product manufacturing	334	199	17.9	17
29.	Construction of buildings	236	195	19.7	17
30.	Religious, grant-making, civic, and professional and similar organizations	813	190	17.3	17
31.	Accommodation services	721	187	20.9	17
					1 - 50 / 90 < >

TOP HIRING SECTORS BY 4-DIGIT NAICS CODE

What sectors are hiring?

	4-DIGIT NAICS LABEL	NAICS CODE	POSTING COUNT ▾	AVG POSTING LENGTH IN DAYS	MEDIAN POSTING LENGTH IN DAYS
1.	Full-service restaurants and limited-service eating places	7225	1,067	25.8	17
2.	Employment services	5613	906	21.5	17
3.	Automobile dealers	4411	398	16.8	17
4.	Services to buildings and dwellings	5617	386	19.0	17
5.	Management of companies and enterprises	5511	375	17.2	17
6.	Computer systems design and related services	5415	368	21.4	17
7.	Building material and supplies dealers	4441	364	16.0	17
8.	Architectural, engineering and related services	5413	353	19.2	17
9.	Depository credit intermediation	5221	348	15.2	14
10.	Clothing stores	4481	347	19.1	17
11.	General medical and surgical hospitals	6221	326	18.0	17
12.	Grocery stores	4451	294	17.7	17
13.	Building equipment contractors	2382	287	18.4	17
14.	Offices of other health practitioners	6213	285	18.9	17
15.	Other local, municipal and regional public administration	9139	284	16.9	14
16.	Agencies, brokerages and other insurance related activities	5242	278	16.6	17
17.	Other amusement and recreation industries	7139	271	17.4	17
18.	Amusement parks and arcades	7131	269	14.9	16
19.	Child day-care services	6244	252	19.9	17
20.	Health and personal care stores	4461	223	17.9	17
21.	Offices of dentists	6212	219	18.3	17
22.	Elementary and secondary schools	6111	217	9.7	4
23.	Investigation and security services	5616	214	16.7	17
24.	Other schools and instruction	6116	202	20.2	17
25.	Community care facilities for the elderly	6233	199	16.4	17
26.	Motor vehicle parts manufacturing	3363	199	18.4	17
27.	General freight trucking	4841	193	26.3	17
28.	Automotive repair and maintenance	8111	177	20.7	17
29.	Management, scientific and technical consulting services	5416	172	19.7	17
30.	Traveller accommodation	7211	160	20.7	17
31.	Personal care services	8121	159	18.1	17
					1 - 50 / 244 < >

TOP HIRING SECTORS BY 5-DIGIT NAICS CODE

What sectors are hiring?

	5-DIGIT NAICS LABEL	NAICS CODE	POSTING COUNT	AVG POSTING LENGTH IN DAYS	MEDIAN POSTING LENGTH IN DAYS
1.	Full-service restaurants and limited-service eating places	72251	1,067	25.8	17
2.	Employment placement agencies and executive search services	56131	689	22.1	17
3.	New car dealers	44111	388	16.9	17
4.	Management of companies and enterprises	55111	375	17.2	17
5.	Computer systems design and related services	54151	368	21.4	17
6.	Banking	52211	346	15.2	14
7.	General medical and surgical hospitals	62211	326	18.0	17
8.	Engineering services	54133	301	18.9	17
9.	Supermarkets and other grocery (except convenience) stores	44511	290	17.7	17
10.	Other local, municipal and regional public administration	91391	284	16.9	14
11.	Amusement and theme parks	71311	260	14.9	16
12.	Landscaping services	56173	260	20.0	17
13.	Child day-care services	62441	252	19.9	17
14.	Insurance agencies and brokerages	52421	230	16.6	17
15.	Offices of dentists	62121	219	18.3	17
16.	Temporary help services	56132	217	19.8	17
17.	Elementary and secondary schools	61111	217	9.7	4
18.	Community care facilities for the elderly	62331	199	16.4	17
19.	Electrical contractors and other wiring installation contractors	23821	169	18.7	17
20.	Hotels (except casino hotels) and motels	72111	160	20.7	17
21.	Offices of physicians	62111	159	16.8	17
22.	General freight trucking, long distance	48412	158	27.6	17
23.	All other schools and instruction	61169	144	22.0	17
24.	Department stores	45211	143	17.4	17
25.	Nursing care facilities	62311	140	17.6	17
26.	Management consulting services	54161	138	20.3	17
27.	Home centres	44411	134	15.8	17
28.	Investigation, guard and armoured car services	56161	125	16.7	17
29.	Pharmacies and drug stores	44611	123	15.7	17
30.	Residential building construction	23611	120	23.1	17
31.	Other motor vehicle parts manufacturing	33639	119	21.6	17
					1 - 50 / 438

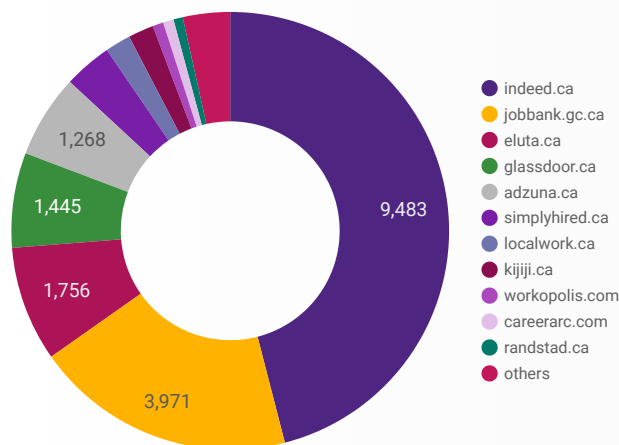
TOP HIRING SECTORS BY 6-DIGIT NAICS CODE

What sectors are hiring?

	6-DIGIT NAICS LABEL	NAICS CODE	POSTING COUNT ▼	AVG POSTING LENGTH IN DAYS	MEDIAN POSTING LENGTH IN DAYS
1.	Employment placement agencies and executive search services	561310	689	22.1	17
2.	Full-service restaurants	722511	668	24.6	17
3.	Limited-service eating places	722512	399	27.6	17
4.	New car dealers	441110	388	16.9	17
5.	Holding companies	551113	371	17.2	17
6.	Computer systems design and related services (except video game design and development)	541514	368	21.4	17
7.	Engineering services	541330	301	18.9	17
8.	Supermarkets and other grocery (except convenience) stores	445110	290	17.7	17
9.	Other local, municipal and regional public administration	913910	284	16.9	14
10.	Landscaping services	561730	260	20.0	17
11.	Amusement and theme parks	713110	260	14.9	16
12.	Child day-care services	624410	252	19.9	17
13.	General (except paediatric) hospitals	622111	239	15.3	17
14.	Insurance agencies and brokerages	524210	230	16.6	17
15.	Corporate and institutional banking industry	522112	221	15.2	14
16.	Offices of dentists	621210	219	18.3	17
17.	Temporary help services	561320	217	19.8	17
18.	Elementary and secondary schools	611110	217	9.7	4
19.	Community care facilities for the elderly	623310	199	16.4	17
20.	Electrical contractors and other wiring installation contractors	238210	169	18.7	17
21.	Offices of physicians	621110	159	16.8	17
22.	All other schools and instruction	611690	144	22.0	17
23.	Hotels	721111	144	21.6	17
24.	Department stores	452110	143	17.4	17
25.	General freight trucking, long distance, truck-load	484121	140	29.0	17
26.	Nursing care facilities	623110	140	17.6	17
27.	Home centres	444110	134	15.8	17
28.	Personal and commercial banking industry	522111	125	15.1	14
29.	Pharmacies and drug stores	446110	123	15.7	17
30.	Security guard and patrol services	561612	121	16.7	17

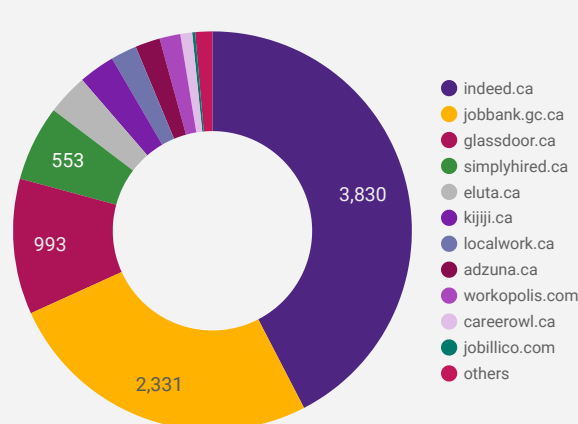
JOB POSTINGS BY JOB BOARD

What share of unique job postings appear on each job board?



COMPANIES BY JOB BOARD

What share of unique job postings appear on each job board?



JOB POSTING DETAILS BY JOB BOARD

How does job posting activity differ by job board?

	JOB BOARD	POSTING COUNT ▾	AVG POSTING LENGTH IN DAYS	MEDIAN POSTING LENGTH IN DAYS	# OF COMPANIES
1.	indeed.ca	9,483	16.6	17	3,830
2.	jobbank.gc.ca	3,971	41.8	29	2,331
3.	eluta.ca	1,756	17.0	17	301
4.	glassdoor.ca	1,445	16.9	17	993
5.	adzuna.ca	1,268	14.0	14	182
6.	simplyhired.ca	733	16.7	17	553
7.	localwork.ca	391	7.0	3	191
8.	kijiji.ca	388	15.0	15	265
9.	workopolis.com	164			152
10.	careerarc.com	162	40.9	24	16
11.	randstad.ca	142	60.5	82	1
12.	careerowl.ca	136	179.0	148	87
13.	careerbuilder.ca	118	38.5	28	17
14.	rncareers.ca	117	21.6	17	16
15.	jobillico.com	100	17.3	9	22
16.	network.applytoeducation.com	46	5.1	3	4
17.	itjobs.ca	44	40.3	28	13