

JOB DEMAND REPORT

APRIL 2023

HIGHLIGHTS

JOB POSTINGS BY THE NUMBERS

POSTING COUNT	NEW THIS MONTH	COMPANIES	JOB BOARDS
19,485	10,687	7,165	35

OF DAYS POSTED

AVERAGE	MEDIAN
20.9	17

REPORT BUILDER

The default filter selection below will show all job demand data for the month. You can use the filters to create a customized report for the purpose of understanding a subset of the data.

OCCUPATION FILTERS

SKILL TYPE NAME / 1-DIGIT NOC	▼
MAJOR GROUP / 2-DIGIT NOC	▼
MINOR GROUP / 3-DIGIT NOC	▼
UNIT GROUP / 4-DIGIT NOC	▼
SKILL LEVEL	▼
JOB TYPE	▼
JOB DURATION	▼
ADDITIONAL LANGUAGE	▼
SPECIFIC JOB TAGS	▼

INDUSTRY/SECTOR FILTERS

HIRING SECTOR BY 2-DIGIT NAICS CODE	▼
HIRING SECTOR BY 3-DIGIT NAICS CODE	▼
HIRING SECTOR BY 4-DIGIT NAICS CODE	▼
HIRING SECTOR BY 5-DIGIT NAICS CODE	▼
HIRING SECTOR BY 6-DIGIT NAICS CODE	▼

OTHER FILTERS

MUNICIPALITY	▼
JOB BOARD	▼

NOC = National Occupation Classification | NAICS = North American Industry Classification System

Page 1 of 20

Source:

Job posting data collected by Workforce Planning Board of York Region from job boards and employer websites who recruit candidates in York Region.

Canada

EMPLOYMENT
ONTARIO

EMPLOI
ONTARIO

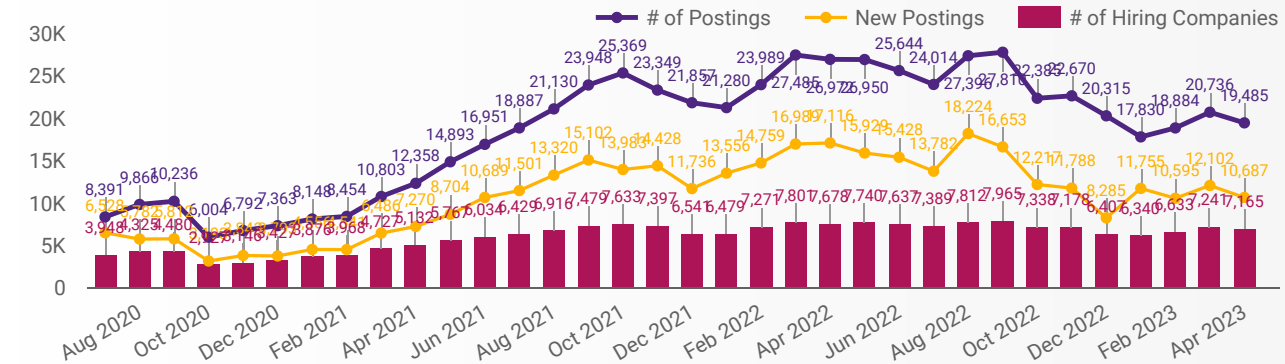
Ontario

This Employment Ontario service is funded in part by the Government of Canada and the Government of Ontario.

Ce service Emploi Ontario est financé en partie par le gouvernement du Canada et le gouvernement de l'Ontario.

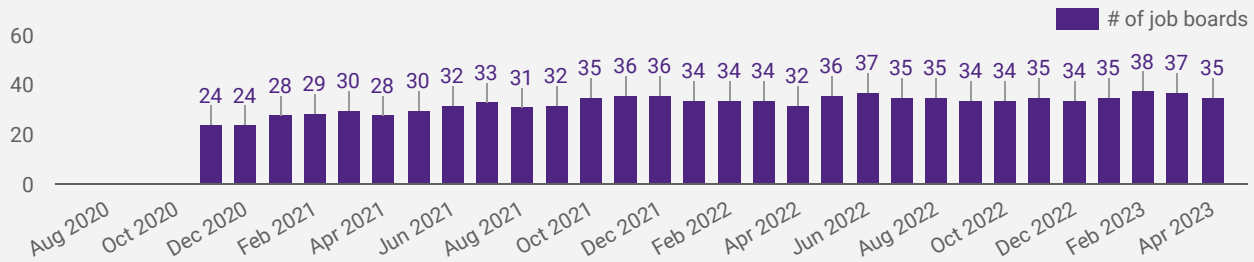
JOB POSTINGS BY MONTH FOR YORK REGION

How many job postings were active for at least 1 day this month?



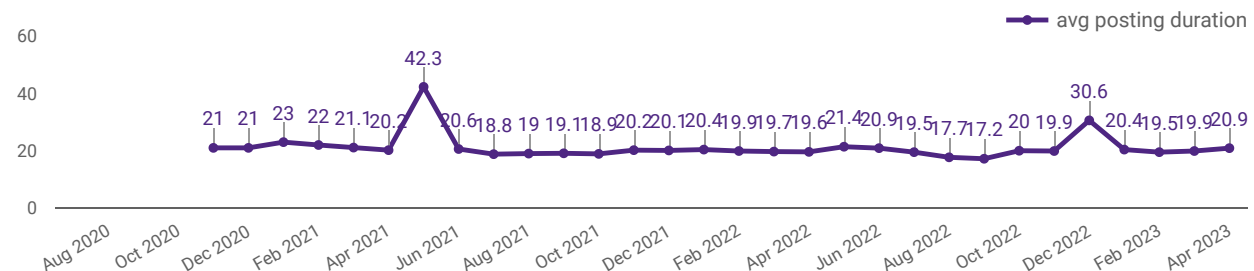
NUMBER OF ACTIVE JOB BOARDS

How many job postings were active for at least 1 day this month on these job boards?



AVERAGE POSTING LENGTH BY DAYS

How long are employers having to recruit in order to find candidates to fill their job vacancies?



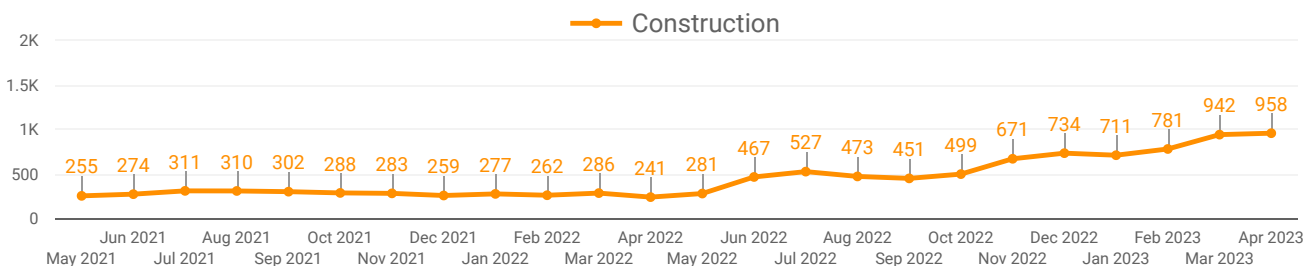
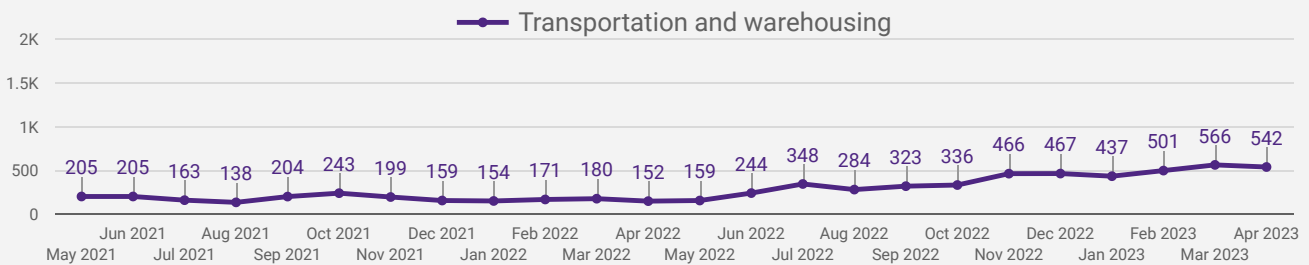
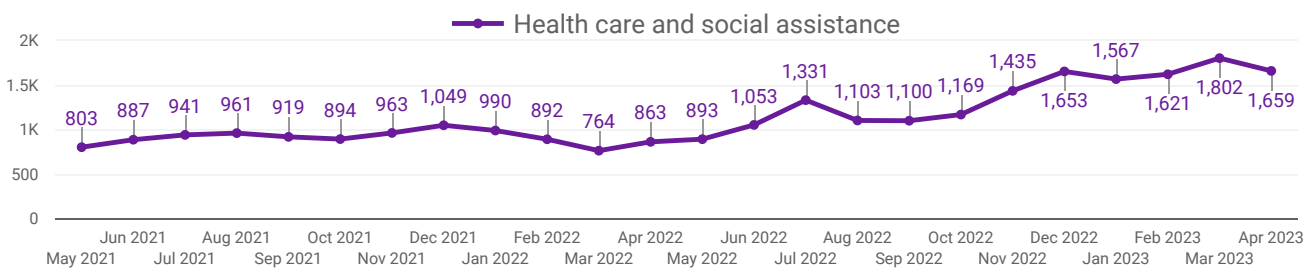
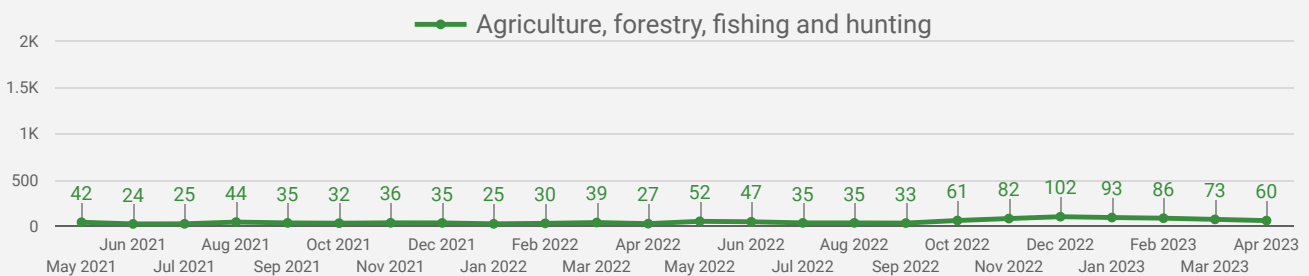
POST DATE TIMELINE FOR THIS MONTH'S ACTIVE JOB POSTINGS

How many job postings were active for at least 1 day this month?



DEMAND BY KEY SECTOR (YORK REGION)

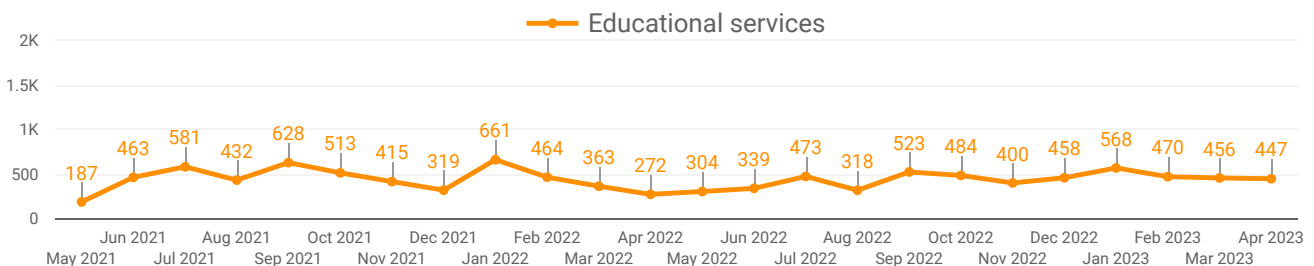
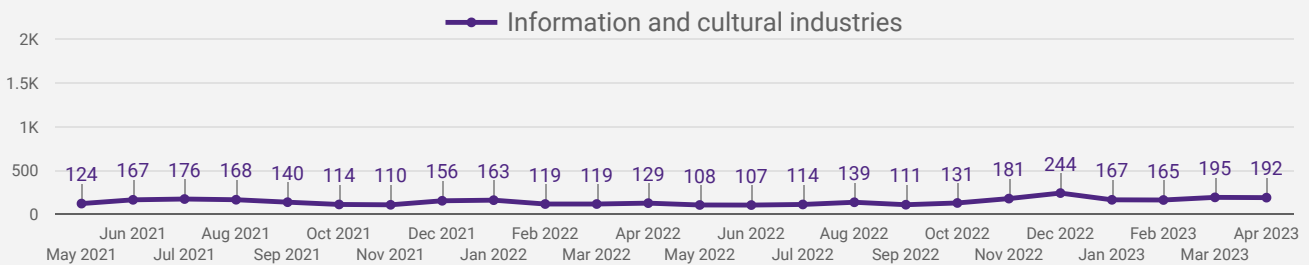
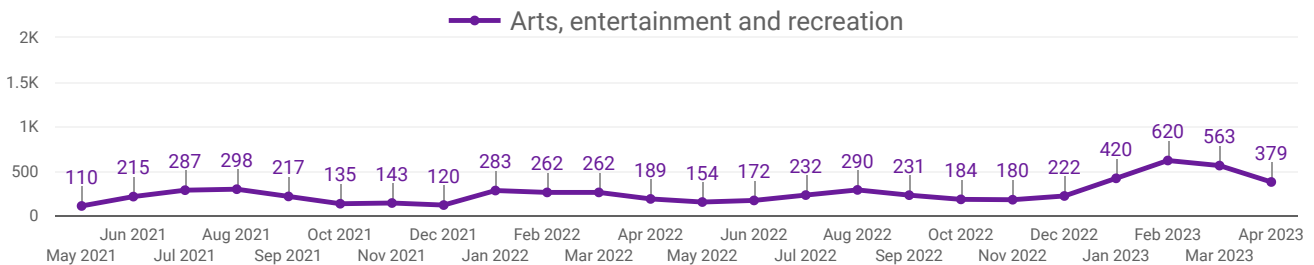
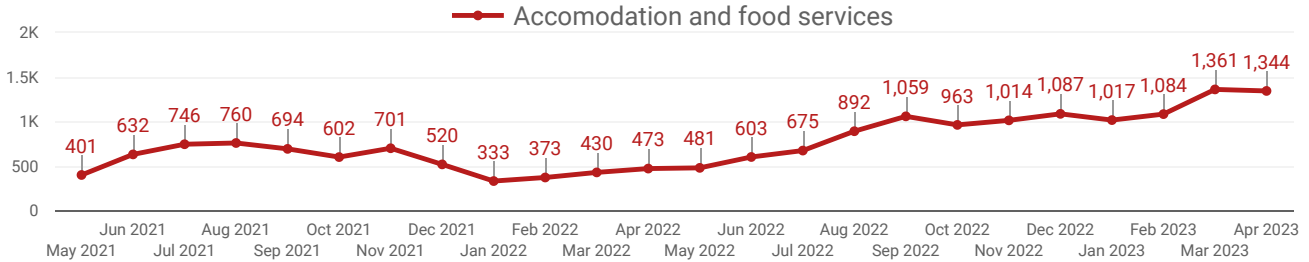
How many job postings were active for at least 1 day this month by sector?



NOTE: This graph cannot be filtered using the controls on the cover page

DEMAND BY IMPACTED SECTOR (YORK REGION)

How many job postings were active for at least 1 day this month by sector?

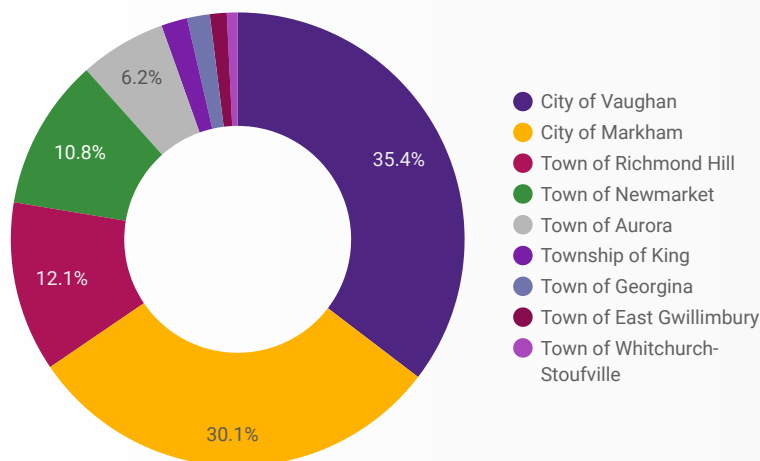


NOTE: This graph cannot be filtered using the controls on the cover page

JOB POSTINGS BY MUNICIPALITY

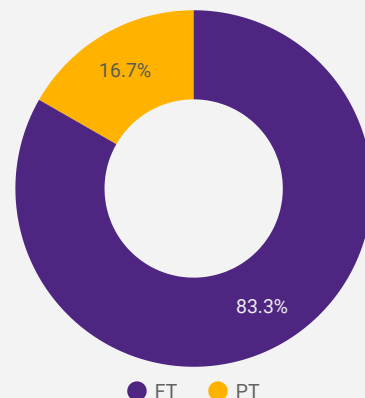
Where are job opportunities being offered?

	MUNICIPALITY	POSTING COUNT	AVG POSTING LENGTH IN DAYS	MEDIAN POSTING LENGTH IN DAYS
1.	City of Vaughan	6,650	21.8	17
2.	City of Markham	5,659	20.5	17
3.	Town of Richmond Hill	2,281	23.0	17
4.	Town of Newmarket	2,026	18.7	17
5.	Town of Aurora	1,157	19.1	17
6.	Township of King	349	21.7	17
7.	Town of Georgina	306	20.9	17
8.	Town of East Gwillimbury	225	19.6	17
9.	Town of Whitchurch-Stouffville	145	18.1	17



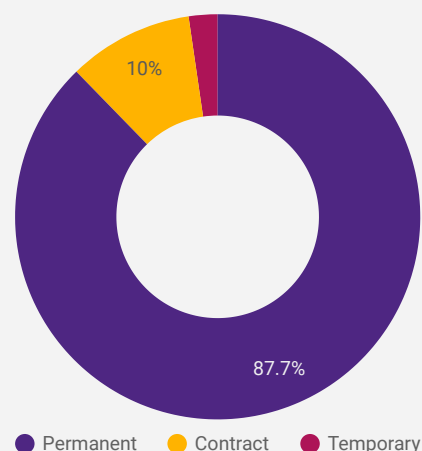
JOB TYPE

Full-time vs Part-time



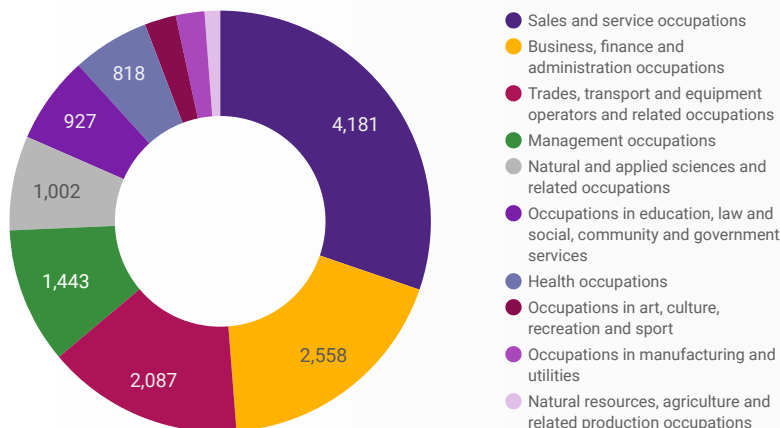
JOB DURATION

Permanency of jobs posted



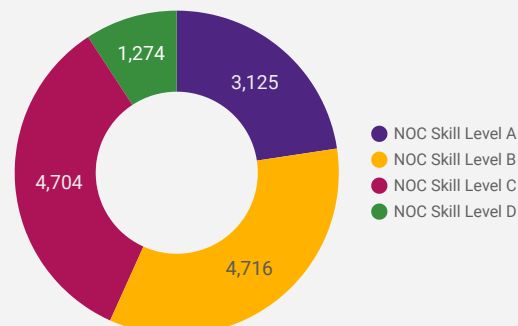
JOB POSTINGS BY JOB CATEGORY

What broad occupational category is being recruited?



JOB POSTINGS BY SKILL LEVEL

What education do occupations typically require?



Skill Level A = Usually University education | Skill Level B = Usually College education or Apprenticeship training | Skill Level C = Usually Secondary education or occupation-specific training | Skill Level D = Usually on-the-job training

TOP HIRING EMPLOYERS & AGENCIES

Who is hiring?

	COMPANY	MUNICIPALITY	POSTINGS COUNT	AVG POSTING LENGTH IN DAYS	MEDIAN POSTING LENGTH IN DAYS
1.	CANADA'S WONDERLAND	City of Vaughan	140	16.5	17
2.	MACKENZIE HEALTH	Town of Richmond Hill	97	46.3	17
3.	Randstad Canada	City of Markham	91	68.4	90
4.	Markham Stouffville Hospital Corporation	City of Markham	78	17.0	17
5.	Southlake Regional Health Care Centre	Town of Newmarket	70	17.0	17
6.	MACKENZIE HEALTH	City of Vaughan	70	50.2	17
7.	AMD	City of Markham	68	34.1	28
8.	City of Markham	City of Markham	65	17.0	17
9.	IBM	City of Markham	63	17.0	17
10.	SOUTHLAKE REGIONAL HEALTH CENTRE	Town of Newmarket	62	17.0	17
11.	Municipality of York	Town of Newmarket	55	20.0	13
12.	Zanchin Automotive Group	City of Vaughan	52	16.8	17
13.	Axiom Group Inc.	Town of Aurora	51	16.2	17
14.	Aviva	City of Markham	49	16.2	17
15.	IBM CANADA LTD.	City of Markham	49	17.0	17
16.	Pet Valu Canada Inc	City of Markham	48	null	null
17.	MARKHAM STOUFFVILLE HOSPITAL	City of Markham	47	19.5	17
18.	Walmart Canada	City of Vaughan	46	14.9	14
19.	AECOM CANADA LTD.	City of Markham	45	18.1	17
20.	STAPLES CANADA	Town of Richmond Hill	45	15.7	17
21.	ENERCARE	City of Markham	37	13.7	17
22.	YORK REGION DISTRICT SCHOOL BOARD	City of Markham	37	4.1	2
23.	YORK REGION DISTRICT SCHOOL BOARD	Town of Aurora	37	25.8	9
24.	TD BANK	City of Markham	37	17.0	17
25.	TD Bank Group	City of Markham	36	15.8	17
26.	Mircom Technologies	City of Vaughan	34	15.8	17
27.	STATE WINDOW CORPORATION	City of Vaughan	34	17.0	17
28.	Randstad Canada	City of Vaughan	33	55.8	71
29.	407 ETR Concession Company Limited	City of Vaughan	33	15.3	14

TOP HOURLY WAGES IN JOB POSTINGS

What are employers willing to pay to find the perfect candidate?












of Minimum Wage Job Postings

468

	JOB TITLE	COMPANY	LOCATION	HOURLY WAGE ▾
1.	Optometrist	Optical Zone	City of Markham	320 
2.	Clinical Psychologist - Child & Adolescent	NEW PATH CHILD & ADOLESCENT PSYCHOLOGY CENTRE	City of Markham	250 
3.	Addictions Doctor	Urban Pro Management Inc	Township of King	250 
4.	Psychologist (pt)	The Pain & Wellness Centre	City of Vaughan	225 
5.	Speech-language Pathologist	In-Home Speech Therapy	City of Markham	165 
6.	Driving Instructor	Positive Mind Wellness Inc.	Town of Newmarket	150 
7.	Emergency Veterinarian	King Animal Hospital	Township of King	150 
8.	Chiropractor	DC CHIROPRACTIC	City of Markham	130 
9.	Naturopath	WILDERMAN MEDICAL CLINIC	City of Markham	129 
10.	Psychotherapists And Social Workers	CBT Psychology for Personal Development	City of Markham	120 
11.	Chiropractor	Bond Health & Wellness	#N/A	100 
12.	Speech-language Pathologist (cda Supervisor)	AIM Without Limits Private School	Town of Richmond Hill	100 
				1 - 100 / 5107 < >

TOP SALARIES IN JOB POSTINGS

What are employers willing to pay to find the perfect candidate?

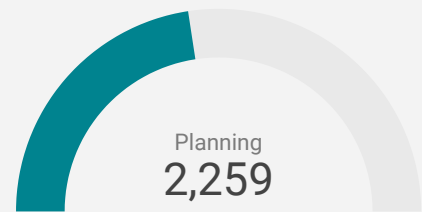
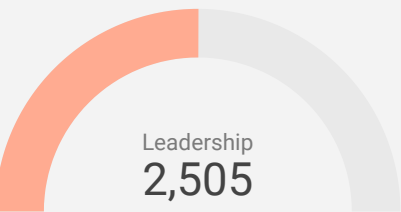
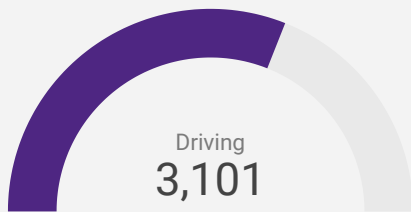
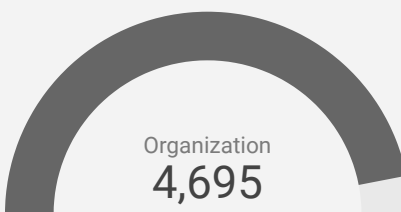
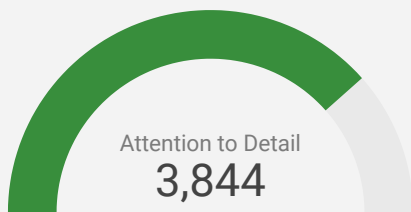
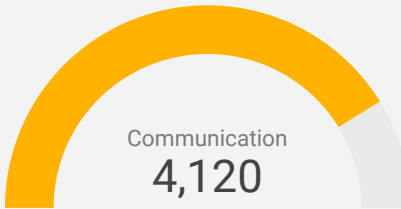
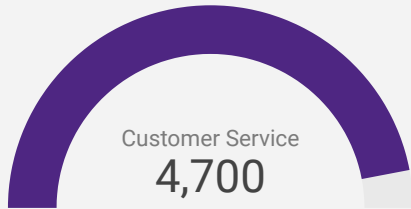
	JOB TITLE	COMPANY	LOCATION	ANNUAL SALARY ▾
1.	Small Animal Surgeon	King Animal Hospital	Township of King	350,000 
2.	Associate Dentist	Oakridges North Dental	Town of Richmond Hill	342,818 
3.	Real Estate Agent	Tim Sold Real Estate Team	City of Markham	300,000 
4.	Agent, Real Estate	RE/MAX EXCEL REALTY LTD.	City of Markham	300,000 
5.	Mortgage Agent	8Twelve Mortgage Team	Town of Aurora	288,450 
6.	Veterinary Anesthesiologist	King Animal Hospital	Township of King	270,000 
7.	AZ CROSS BORDER EAST COAST 3 YEARS EXPERIENCE	Artimax	Town of Richmond Hill	262,834 
8.	Subprime Finance Manager	Ontario Credit Center Incorporated	Town of East Gwillimbury	250,000 
9.	Real Estate Agent	Your Home Sold Guaranteed Realty Specialists Inc., Brokerage	Town of Aurora	250,000 
10.	(can) Customer Experience Sales Floor Assistant Manager	WALMART	City of Vaughan	250,000 
11.	Business Development Representative	McMillan Group Inc.	Town of Aurora	250,000 
				1 - 100 / 6626 < >

TOP IN-DEMAND SKILLS

How many times were these skills found in job postings?

ACTIVE JOB POSTINGS THIS MONTH

19,485



KEY JOB REQUIREMENTS

How often are these requirements desired in job postings?

ACTIVE JOB POSTINGS THIS MONTH

19,485



Driver's License

300



First Aid

836



Regular Access to a Vehicle

608



Criminal Record Check

1,179



Microsoft Office

1,470



Food Safety

307

TOP OCCUPATIONS BY SKILL, FREQUENCY & DURATION

What jobs are in-demand and/or hard to fill?

	4 DIGIT NOC	4 DIGIT NOC NAME	SKILL LEVEL	POSTING COUNT ▾	AVG POSTING LENGTH IN DAYS	MEDIAN POSTING LENGTH IN DAYS
1.	6421	Retail salespersons	NOC Skill Level C	916	17.0	17
2.	6552	Other customer and information services representatives	NOC Skill Level C	483	18.2	17
3.	7452	Material handlers	NOC Skill Level C	432	20.1	17
4.	1241	Administrative assistants	NOC Skill Level B	420	23.0	17
5.	6322	Cooks	NOC Skill Level B	407	27.8	17
6.	0621	Retail and wholesale trade managers	NOC Skill Level A	397	17.8	17
7.	7511	Transport truck drivers	NOC Skill Level C	288	21.1	17
8.	4412	Home support workers housekeepers and related occupations	NOC Skill Level C	277	23.6	17
9.	6711	Food counter attendants kitchen helpers and related support occupations	NOC Skill Level D	257	18.9	17
10.	1414	Receptionists	NOC Skill Level C	257	17.3	17
11.	6731	Light duty cleaners	NOC Skill Level D	188	24.3	17
12.	6311	Food service supervisors	NOC Skill Level B	185	75.7	62
13.	1431	Accounting and related clerks	NOC Skill Level C	176	18.7	17
14.	7611	Construction trades helpers and labourers	NOC Skill Level D	165	36.6	17
15.	6513	Food and beverage servers	NOC Skill Level C	163	18.0	17
16.	0601	Corporate sales managers	NOC Skill Level A	162	21.4	17
17.	1311	Accounting technicians and bookkeepers	NOC Skill Level B	150	27.1	17
18.	7514	Delivery and courier service drivers	NOC Skill Level C	149	16.2	17
19.	6622	Store shelf stockers clerks and order fillers	NOC Skill Level D	140	18.2	17
20.	6211	Retail sales supervisors	NOC Skill Level B	133	20.4	17
21.	1221	Administrative officers	NOC Skill Level B	132	22.7	17
22.	1123	Professional occupations in advertising marketing and public relations	NOC Skill Level A	128	26.7	17
23.	1114	Other financial officers	NOC Skill Level A	126	15.3	17
24.	4214	Early childhood educators and assistants	NOC Skill Level B	122	21.7	17
25.	8612	Landscaping and grounds maintenance labourers	NOC Skill Level D	121	18.8	17
26.	5254	Program leaders and instructors in recreation sport and fitness	NOC Skill Level B	118	18.4	17
27.	1521	Shippers and receivers	NOC Skill Level C	112	22.4	17
28.	0124	Advertising marketing and public relations managers	NOC Skill Level A	110	35.0	17
29.	1111	Financial auditors and accountants	NOC Skill Level A	109	20.2	17
					1 - 50 / 393	< >

JOB POSTINGS BY 3-DIGIT NATIONAL OCCUPATION CLASSIFICATION

What jobs are hard to fill and/or in-demand?

	3 DIGIT NOC	3 DIGIT NOC NAME	SKILL LEVEL	POSTING COUNT	AVG POSTING LENGTH IN DAYS	MEDIAN POSTING LENGTH IN DAYS
1.	642	Retail salespersons	NOC Skill Level C	916	17.0	17
2.	655	Customer and information services representatives	NOC Skill Level C	497	18.2	17
3.	632	Chefs and cooks	NOC Skill Level B	488	27.2	17
4.	124	Office administrative assistants - general, legal and medical	NOC Skill Level B	484	22.3	17
5.	751	Motor vehicle and transit drivers	NOC Skill Level C	460	19.7	17
6.	745	Longshore workers and material handlers	NOC Skill Level C	432	20.1	17
7.	062	Retail and wholesale trade managers	NOC Skill Level A	397	17.8	17
8.	441	Home care providers and educational support occupations	NOC Skill Level C	391	36.3	17
9.	141	General office workers	NOC Skill Level C	359	17.6	17
10.	673	Cleaners	NOC Skill Level D	326	20.8	17
11.	111	Auditors, accountants and investment professionals	NOC Skill Level A	323	17.3	17
12.	421	Paraprofessional occupations in legal, social, community and education services	NOC Skill Level B	310	23.4	17
13.	122	Administrative and regulatory occupations	NOC Skill Level B	309	22.7	17
14.	651	Occupations in food and beverage service	NOC Skill Level C	260	18.4	17
15.	143	Financial, insurance and related administrative support workers	NOC Skill Level C	258	19.0	17
16.	671	Food counter attendants, kitchen helpers and related support occupations	NOC Skill Level D	257	18.9	17
17.	217	Computer and information systems professionals	NOC Skill Level A	247	23.9	17
18.	631	Service supervisors	NOC Skill Level B	213	67.1	31
19.	011	Senior managers - construction, transportation, production and utilities	NOC Skill Level A	212	27.8	17
20.	152	Supply chain logistics, tracking and scheduling co-ordination occupations	NOC Skill Level C	210	19.6	17
21.	112	Human resources and business service professionals	NOC Skill Level A	197	23.5	17
22.	071	Managers in customer and personal services, n.e.c.	NOC Skill Level A	189	24.3	17
23.	131	Finance, insurance and related business administrative occupations	NOC Skill Level B	188	24.4	17
24.	662	Other sales support and related occupations	NOC Skill Level D	172	17.9	17
25.	761	Trades helpers and labourers	NOC Skill Level D	170	36.3	17
26.	723	Machining, metal forming, shaping and erecting trades	NOC Skill Level B	167	26.3	17
27.	060	Corporate sales managers	NOC Skill Level A	162	21.4	17
28.	012	Senior managers - construction, transportation, production and utilities	NOC Skill Level A	159	30.1	17
					1 - 50 / 131	< >

JOB POSTINGS BY 2-DIGIT NATIONAL OCCUPATION CLASSIFICATION

What jobs are hard to fill and/or in-demand?

	2 DIGIT NOC	2 DIGIT NOC NAME	SKILL LEVEL	POSTING COUNT	AVG POSTING LENGTH IN DAYS	MEDIAN POSTING LENGTH IN DAYS
1.	64	Sales representatives and salespersons - wholesale and retail trade	NOC Skill Level C	994	17.0	17
2.	65	Service representatives and other customer and personal services occupations	NOC Skill Level C	983	18.0	17
3.	12	Administrative and financial supervisors and administrative occupations	NOC Skill Level B	956	24.9	17
4.	63	Service supervisors and specialized service occupations	NOC Skill Level B	866	32.3	17
5.	06	Middle management occupations in retail and wholesale trade and customer services	NOC Skill Level A	686	19.9	17
6.	14	Office support occupations	NOC Skill Level C	672	18.7	17
7.	67	Service support and other service occupations, n.e.c.	NOC Skill Level D	626	19.7	17
8.	72	Industrial, electrical and construction trades	NOC Skill Level B	568	30.4	17
9.	75	Transport and heavy equipment operation and related maintenance occupations	NOC Skill Level C	542	19.6	17
10.	11	Professional occupations in business and finance	NOC Skill Level A	520	19.6	17
11.	21	Professional occupations in natural and applied sciences	NOC Skill Level A	510	22.6	17
12.	74	Other installers, repairers and servicers and material handlers	NOC Skill Level C	500	20.9	17
13.	22	Technical occupations related to natural and applied sciences	NOC Skill Level B	492	27.1	17
14.	62	Retail sales supervisors and specialized sales occupations	NOC Skill Level B	434	18.7	17
15.	44	Care providers and educational, legal and public protection support occupations	NOC Skill Level C	392	36.2	17
16.	01	Senior managers - construction, transportation, production and utilities	NOC Skill Level A	371	28.9	17
17.	42	Paraprofessional occupations in legal, social, community and education services	NOC Skill Level B	310	23.4	17
18.	32	Technical occupations in health	NOC Skill Level B	304	26.0	17
19.	73	Maintenance and equipment operation trades	NOC Skill Level B	297	23.5	17
20.	66	Sales support occupations	NOC Skill Level D	278	17.9	17
21.	52	Technical occupations in art, culture, recreation and sport	NOC Skill Level B	263	19.5	17
22.	31	Professional occupations in health (except nursing)	NOC Skill Level A	248	18.5	17
23.	15	Distribution, tracking and scheduling co-ordination occupations	NOC Skill Level C	222	19.5	17
24.	07	Managers in customer and personal services, n.e.c.	NOC Skill Level A	196	24.1	17
25.	13	Finance, insurance and related business administrative occupations	NOC Skill Level B	188	24.4	17
26.	41	Professional occupations in law and social, community and government services	NOC Skill Level A	183	18.6	17
27.	76	Trades helpers, construction labourers and related occupations	NOC Skill Level D	180	34.6	17
					1 - 46 / 46	< >

MULTILINGUAL JOB POSTINGS BY THE NUMBERS

ACTIVE POSTINGS	NEW POSTINGS	COMPANIES	LANGUAGES
2,233	0	1,462	11

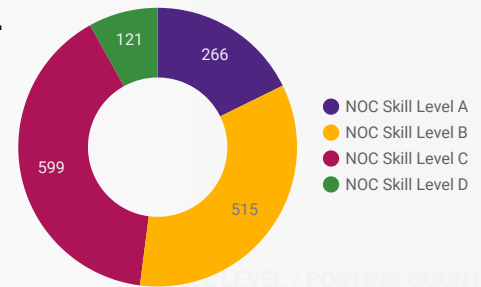
OF DAYS POSTED

AVERAGE	MEDIAN
17.6	17

MULTILINGUAL JOB POSTINGS BY SKILL LEVEL

What language skills are employers looking for by occupational skill level?

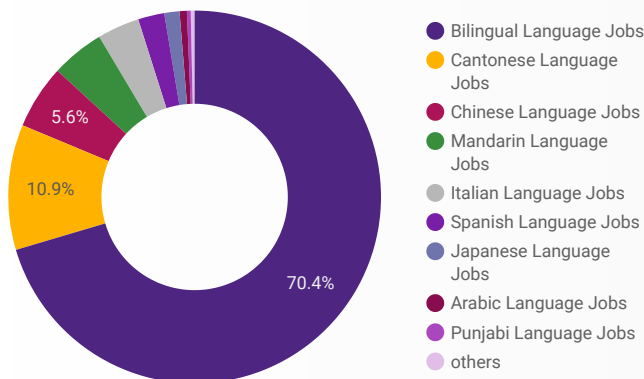
- 266 Skill Level A - Management/ Professional Occupations usually requiring University
- 515 Skill Level B - Usually college education or apprenticeship training
- 599 Skill Level C - Usually secondary education or occupation-specific training
- 121 Skill Level D - Usually on-the-job training



LANGUAGES	NOC Skill Level A	NOC Skill Level B	NOC Skill Level C	NOC Skill Level D
Bilingual Language Jobs	192	356	445	100
Cantonese Language Jobs	28	48	60	5
Chinese Language Jobs	19	18	34	4
Italian Language Jobs	1	39	29	5
Mandarin Language Jobs	13	27	14	
Japanese Language Jobs	2	17	4	4
Spanish Language Jobs	5	6	8	2
Arabic Language Jobs	4	2		
Punjabi Language Jobs		1	4	
Vietnamese Language Jobs	1		1	1
German Language Jobs	1	1		

LANGUAGE SKILLS BREAKDOWN

Which kinds of language skills do employers seek?



LANGUAGES	POSTING COUNT
1. Bilingual Language Jobs	1,670
2. Cantonese Language Jobs	197
3. Chinese Language Jobs	110
4. Mandarin Language Jobs	85
5. Italian Language Jobs	77
6. Spanish Language Jobs	34
7. Japanese Language Jobs	33
8. Arabic Language Jobs	12
9. Punjabi Language Jobs	7
10. German Language Jobs	5

LANGUAGE SKILLS BEING RECRUITED BY JOB CATEGORY

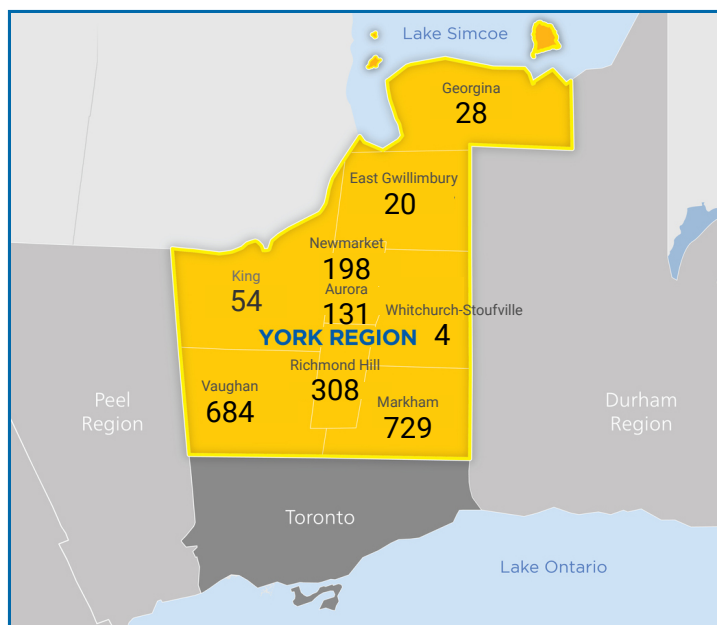
What language skills are sought by 1-Digit NOC?

BROAD OCCUPATIONAL CATEGORY	Bilingual ...	Cantonese...	Chinese ...	Italian La...	Mandarin...	Japanese...	Grand total
Business, finance and administration occup...	230	46	25	5	33	4	350
Health occupations	63	10	2	3	1		79
Management occupations	88	10	6	1	6	2	120
Natural and applied sciences and related o...	60	3			1		65
Natural resources, agriculture and related p...	12						12
Occupations in art, culture, recreation and s...	32	5	7		1		45
Occupations in education, law and social, c...	90	9	17	2	5		127
Occupations in manufacturing and utilities	16	1		1			19
Sales and service occupations	353	46	16	60	6	21	517
Trades, transport and equipment operators ...	149	11	2	2	1		167
Grand total	1,093	141	75	74	54	27	1,501

MULTILINGUAL JOB POSTINGS BY MUNICIPALITY

What language skills are sought by 4-Digit NOC?

	MUNICIPALITY	JOB LANGUAGES	AVG POSTING LENGTH IN DAYS	MEDIAN POSTING LENGTH IN DAYS
1.	City of Markham	729	20.5	17
2.	City of Vaughan	684	21.8	17
3.	Town of Richmond Hill	308	23.0	17
4.	Town of Newmarket	198	18.7	17
5.	Town of Aurora	131	19.1	17
6.	Township of King	54	21.7	17
7.	Town of Georgina	28	20.9	17
8.	Town of East Gwillimbury	20	19.6	17
9.	Town of Whitchurch-Stouffville	4	18.1	17



LANGUAGE DEMAND BY JOB

What language skills are sought by 4-Digit NOC?

4 DIGIT NOC NAME	POSTINGS
1. Retail salespersons	96
2. Administrative assistants	85
3. Other customer and information services rep...	84
4. Cooks	75
5. Receptionists	55
6. Food counter attendants kitchen helpers an...	46
7. Material handlers	45
8. Home support workers housekeepers and re...	41
9. Food and beverage servers	41
10. Retail and wholesale trade managers	29
11. Other instructors	23
12. Accounting and related clerks	23
13. Shippers and receivers	20
14. Program leaders and instructors in recreatio...	20
15. Chefs	20
16. Transport truck drivers	20
17. Administrative officers	20
18. Professional occupations in advertising mar...	19
19. Delivery and courier service drivers	18
20. Accounting technicians and bookkeepers	18
21. Other financial officers	17
22. Sales and account representatives - wholesal...	17
23. Light duty cleaners	15
24. User support technicians	14
25. Advertising marketing and public relations ...	13
26. Cashiers	13
27. Dental assistants	13
28. Early childhood educators and assistants	12
29. General office support workers	12
30. Corporate sales managers	11
31. Real estate agents and salespersons	10
1 - 100 / 217	< >

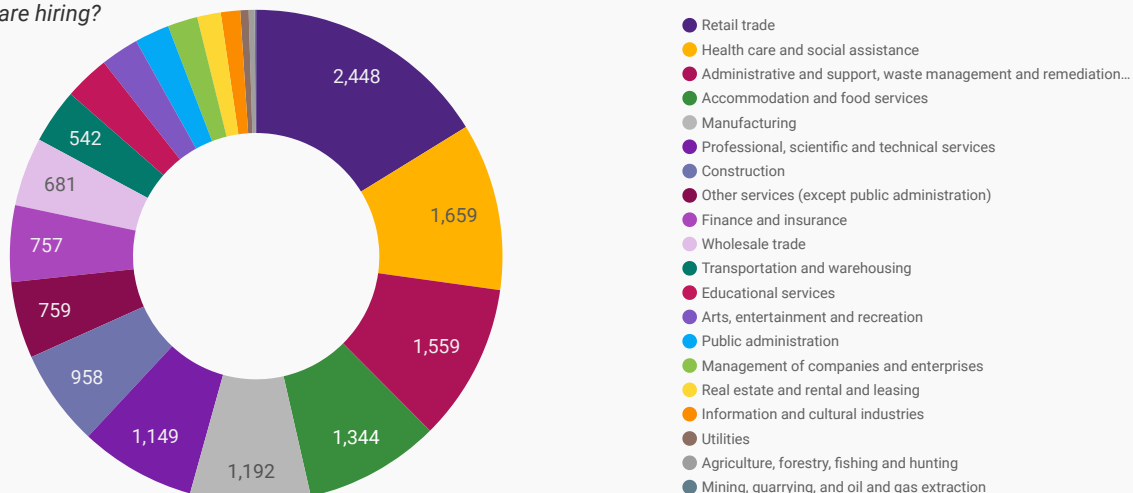
MULTILINGUAL HIRING EMPLOYERS

Which employers are seeking multilingual candidates?

COMPANY	POSTINGS
1. YORK REGION DISTRICT SCHOOL BOARD	19
2. Advanced Skytech Canada Ltd.	18
3. YEE HONG CENTRE FOR GERIATRIC CARE	18
4. Axiom Group Inc.	17
5. TC Transcontinental	15
6. Expert Staffing Solutions	15
7. DeckMart	13
8. King Animal Hospital	10
9. T&T Supermarket	9
10. LAURA CANADA	9
11. CBI Health Group	8
12. YORK METAL PRODUCTS	8
13. Johnson & Johnson	8
14. VEXOS	8
15. CIBC	8
16. TD BANK	8
17. BENTO SUSHI	6
18. Alliance Group & Staffing	6
19. MID-ONTARIO TRUCK CENTRE	6
20. Grainger Canada	6
21. 255 By Alta Rosa Restaurant	6
22. Randstad Canada	6
23. ASUS COMPUTER INTERNATIONAL	6
24. Acura of Thornhill - Pfaff Automotive Partners	6
25. Kerry's Place Autism Services	6
26. CHERISH INTEGRATED SERVICES	6
27. Truck It Personnel Services Inc	6
28. TD Bank Group	5
29. New Steel Body Jewelry (Upper Canada Mall)	5
30. Beertown Public House Newmarket	5
1 - 50 / 1092	< >

TOP HIRING SECTORS BY 2-DIGIT NAICS CODE

What sectors are hiring?



	2-DIGIT NAICS LABEL	NAICS CODE	POSTING COUNT	AVG POSTING LENGTH IN DAYS	MEDIAN POSTING LENGTH IN DAYS
1.	Retail trade	44-45	2,448	17.9	17
2.	Health care and social assistance	62	1,659	21.2	17
3.	Administrative and support, waste management and remediation services	56	1,559	21.7	17
4.	Accommodation and food services	72	1,344	24.2	17
5.	Manufacturing	31-33	1,192	21.2	17
6.	Professional, scientific and technical services	54	1,149	21.6	17
7.	Construction	23	958	22.6	17
8.	Other services (except public administration)	81	759	23.2	17
9.	Finance and insurance	52	757	16.9	17
10.	Wholesale trade	41	681	20.3	17
11.	Transportation and warehousing	48-49	542	26.4	17
12.	Educational services	61	447	14.4	17
13.	Arts, entertainment and recreation	71	379	16.9	17
14.	Public administration	91	344	19.1	17
15.	Management of companies and enterprises	55	297	17.6	17
16.	Real estate and rental and leasing	53	234	18.3	17
17.	Information and cultural industries	51	192	20.7	17
18.	Utilities	22	82	15.1	17
19.	Agriculture, forestry, fishing and hunting	11	60	19.7	17
20.	Mining, quarrying, and oil and gas extraction	21	14	19.0	17

NOTE: NAICS code 56 includes Employment Agencies. Manufacturing includes codes 31-33, Retail Trade includes codes 44-45 and Transportation and Warehousing includes codes 48-49.

TOP HIRING SECTORS BY 3-DIGIT NAICS CODE

What sectors are hiring?

	3-DIGIT NAICS LABEL	NAICS CODE	POSTING COUNT ▾	AVG POSTING LENGTH IN DAYS	MEDIAN POSTING LENGTH IN DAYS
1.	Administrative and support services	561	1,476	22.0	17
2.	Food services and drinking places	722	1,150	26.0	17
3.	Professional, scientific and technical services	541	1,149	21.6	17
4.	Ambulatory health care services	621	737	18.6	17
5.	Specialty trade contractors	238	659	23.1	17
6.	Clothing and clothing accessories stores	448	455	16.4	17
7.	Educational services	611	447	14.4	17
8.	Motor vehicle and parts dealers	441	436	17.6	17
9.	Amusement, gambling and recreation industries	713	359	16.9	17
10.	Social assistance	624	347	18.0	17
11.	Insurance carriers and related activities	524	346	16.8	17
12.	Building material and garden equipment and supplies dealers	444	320	15.7	17
13.	Food and beverage stores	445	309	20.3	17
14.	Management of companies and enterprises	551	297	17.6	17
15.	Credit intermediation and related activities	522	296	15.8	17
16.	Nursing and residential care facilities	623	288	16.5	17
17.	Hospitals	622	287	35.5	17
18.	Local, municipal and regional public administration	913	284	19.1	14.5
19.	Personal and laundry services	812	273	18.6	17
20.	General merchandise stores	452	251	15.8	17
21.	Repair and maintenance	811	236	21.8	17
22.	Health and personal care stores	446	207	19.1	17
23.	Fabricated metal product manufacturing	332	203	20.2	17
24.	Accommodation services	721	194	16.0	17
25.	Truck transportation	484	194	22.3	17
26.	Transportation equipment manufacturing	336	190	18.4	17
27.	Building material and supplies merchant wholesalers	416	186	18.8	17
28.	Computer and electronic product manufacturing	334	180	20.1	17
29.	Machinery, equipment and supplies merchant wholesalers	417	178	20.9	17
30.	Construction of buildings	236	176	25.1	17
31.	Real estate	531	155	17.9	17

TOP HIRING SECTORS BY 4-DIGIT NAICS CODE

What sectors are hiring?

	4-DIGIT NAICS LABEL	NAICS CODE	POSTING COUNT ▾	AVG POSTING LENGTH IN DAYS	MEDIAN POSTING LENGTH IN DAYS
1.	Full-service restaurants and limited-service eating places	7225	1,029	26.9	17
2.	Employment services	5613	817	25.8	17
3.	Clothing stores	4481	403	16.4	17
4.	Automobile dealers	4411	397	17.1	17
5.	Services to buildings and dwellings	5617	356	18.4	17
6.	Architectural, engineering and related services	5413	340	20.7	17
7.	Management of companies and enterprises	5511	297	17.6	17
8.	Building material and supplies dealers	4441	294	15.6	17
9.	Other local, municipal and regional public administration	9139	284	19.1	14.5
10.	Building equipment contractors	2382	283	19.8	17
11.	Agencies, brokerages and other insurance related activities	5242	282	16.8	17
12.	General medical and surgical hospitals	6221	281	35.9	17
13.	Computer systems design and related services	5415	274	22.2	17
14.	Depository credit intermediation	5221	257	15.5	17
15.	Offices of other health practitioners	6213	249	19.1	17
16.	Grocery stores	4451	236	19.1	17
17.	Child day-care services	6244	234	18.9	17
18.	Other amusement and recreation industries	7139	213	17.1	17
19.	Elementary and secondary schools	6111	211	9.4	4
20.	Health and personal care stores	4461	207	19.1	17
21.	Department stores	4521	193	15.5	17
22.	Offices of dentists	6212	187	19.0	17
23.	Other specialty trade contractors	2389	186	25.7	17
24.	Other schools and instruction	6116	184	20.0	17
25.	General freight trucking	4841	175	22.6	17
26.	Motor vehicle parts manufacturing	3363	174	18.5	17
27.	Traveller accommodation	7211	172	16.0	17
28.	Investigation and security services	5616	172	17.2	17
29.	Community care facilities for the elderly	6233	170	16.1	17
30.	Management, scientific and technical consulting services	5416	169	16.8	17
31.	Offices of physicians	6211	164	17.0	17
					1 - 50 / 245 < >

TOP HIRING SECTORS BY 5-DIGIT NAICS CODE

What sectors are hiring?

	5-DIGIT NAICS LABEL	NAICS CODE	POSTING COUNT ▾	AVG POSTING LENGTH IN DAYS	MEDIAN POSTING LENGTH IN DAYS
1.	Full-service restaurants and limited-service eating places	72251	1,029	26.9	17
2.	Employment placement agencies and executive search services	56131	637	25.1	17
3.	New car dealers	44111	380	17.1	17
4.	Management of companies and enterprises	55111	297	17.6	17
5.	Engineering services	54133	287	19.5	17
6.	Other local, municipal and regional public administration	91391	284	19.1	14.5
7.	General medical and surgical hospitals	62211	281	35.9	17
8.	Computer systems design and related services	54151	274	22.2	17
9.	Banking	52211	257	15.5	17
10.	Landscaping services	56173	249	19.3	17
11.	Insurance agencies and brokerages	52421	241	16.8	17
12.	Child day-care services	62441	234	18.9	17
13.	Supermarkets and other grocery (except convenience) stores	44511	230	19.2	17
14.	Elementary and secondary schools	61111	211	9.4	4
15.	Department stores	45211	193	15.5	17
16.	Offices of dentists	62121	187	19.0	17
17.	Temporary help services	56132	180	27.9	17
18.	Hotels (except casino hotels) and motels	72111	172	16.0	17
19.	Community care facilities for the elderly	62331	170	16.1	17
20.	Offices of physicians	62111	164	17.0	17
21.	Management consulting services	54161	145	16.6	17
22.	General freight trucking, long distance	48412	143	24.2	17
23.	Amusement and theme parks	71311	140	16.5	17
24.	Plumbing, heating and air-conditioning contractors	23822	140	21.3	17
25.	All other schools and instruction	61169	139	20.4	17
26.	All other specialty trade contractors	23899	136	28.2	17
27.	Electrical contractors and other wiring installation contractors	23821	136	19.2	17
28.	Family clothing stores	44814	131	16.4	17
29.	Women's clothing stores	44812	123	16.6	17
30.	Residential building construction	23611	115	30.6	17
31.	Electronics and appliance stores	44314	109	28.6	17
					1 - 50 / 436 < >

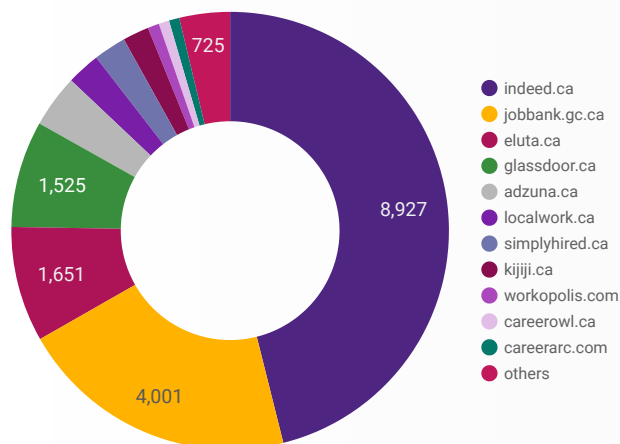
TOP HIRING SECTORS BY 6-DIGIT NAICS CODE

What sectors are hiring?

	6-DIGIT NAICS LABEL	NAICS CODE	POSTING COUNT ↓	AVG POSTING LENGTH IN DAYS	MEDIAN POSTING LENGTH IN DAYS
1.	Full-service restaurants	722511	648	24.6	17
2.	Employment placement agencies and executive search services	561310	637	25.1	17
3.	Limited-service eating places	722512	381	31.1	17
4.	New car dealers	441110	380	17.1	17
5.	Holding companies	551113	290	17.8	17
6.	Engineering services	541330	287	19.5	17
7.	Other local, municipal and regional public administration	913910	284	19.1	14.5
8.	Computer systems design and related services (except video game design and development)	541514	274	22.2	17
9.	Landscaping services	561730	249	19.3	17
10.	Insurance agencies and brokerages	524210	241	16.8	17
11.	Child day-care services	624410	234	18.9	17
12.	General (except paediatric) hospitals	622111	232	39.8	17
13.	Supermarkets and other grocery (except convenience) stores	445110	230	19.2	17
14.	Elementary and secondary schools	611110	211	9.4	4
15.	Department stores	452110	193	15.5	17
16.	Offices of dentists	621210	187	19.0	17
17.	Temporary help services	561320	180	27.9	17
18.	Community care facilities for the elderly	623310	170	16.1	17
19.	Offices of physicians	621110	164	17.0	17
20.	Corporate and institutional banking industry	522112	158	15.6	17
21.	Hotels	721111	153	17.7	17
22.	Amusement and theme parks	713110	140	16.5	17
23.	Plumbing, heating and air-conditioning contractors	238220	140	21.3	17
24.	All other schools and instruction	611690	139	20.4	17
25.	All other specialty trade contractors	238990	136	28.2	17
26.	Electrical contractors and other wiring installation contractors	238210	136	19.2	17
27.	Family clothing stores	448140	131	16.4	17
28.	General freight trucking, long distance, truck-load	484121	129	24.7	17
29.	Women's clothing stores	448120	123	16.6	17
30.	Residential building construction	236110	115	30.6	17
					1 - 50 / 509 < >

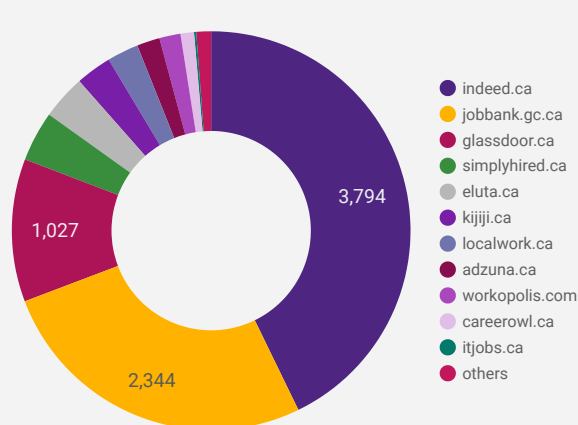
JOB POSTINGS BY JOB BOARD

What share of unique job postings appear on each job board?



COMPANIES BY JOB BOARD

What share of unique job postings appear on each job board?



JOB POSTING DETAILS BY JOB BOARD

How does job posting activity differ by job board?

	JOB BOARD	POSTING COUNT ▾	AVG POSTING LENGTH IN DAYS	MEDIAN POSTING LENGTH IN DAYS	# OF COMPANIES
1.	indeed.ca	8,927	16.6	17	3,794
2.	jobbank.gc.ca	4,001	43.9	30	2,344
3.	eluta.ca	1,651	17.0	17	320
4.	glassdoor.ca	1,525	17.0	17	1,027
5.	adzuna.ca	756	13.9	14	165
6.	localwork.ca	479	8.9	5	226
7.	simplyhired.ca	466	16.8	17	361
8.	kijiji.ca	376	15.0	15	258
9.	workopolis.com	164			152
10.	careerowl.ca	150	182.6	153	97
11.	careerarc.com	149	29.1	18	12
12.	randstad.ca	139	62.7	90	1
13.	careerbuilder.ca	109	38.8	31	13
14.	rncareers.ca	103	100.0	32	14
15.	jobillico.com	94	19.5	14	15
16.	network.applytoeducation.com	76	4.2	2	4
17.	itjobs.ca	46	24.9	14	16