

# JOB DEMAND REPORT

## MAY 2023

### HIGHLIGHTS

#### JOB POSTINGS BY THE NUMBERS

POSTING COUNT	NEW THIS MONTH	COMPANIES	JOB BOARDS
19,611	10,407	7,100	34

#### # OF DAYS POSTED

AVERAGE	MEDIAN
28.2	17

## REPORT BUILDER

The default filter selection below will show all job demand data for the month. You can use the filters to create a customized report for the purpose of understanding a subset of the data.

#### OCCUPATION FILTERS

SKILL TYPE NAME / 1-DIGIT NOC	▼
MAJOR GROUP / 2-DIGIT NOC	▼
MINOR GROUP / 3-DIGIT NOC	▼
UNIT GROUP / 4-DIGIT NOC	▼
SKILL LEVEL	▼
JOB TYPE	▼
JOB DURATION	▼
ADDITIONAL LANGUAGE	▼
SPECIFIC JOB TAGS	▼

#### INDUSTRY/SECTOR FILTERS

HIRING SECTOR BY 2-DIGIT NAICS CODE	▼
HIRING SECTOR BY 3-DIGIT NAICS CODE	▼
HIRING SECTOR BY 4-DIGIT NAICS CODE	▼
HIRING SECTOR BY 5-DIGIT NAICS CODE	▼
HIRING SECTOR BY 6-DIGIT NAICS CODE	▼

#### OTHER FILTERS

MUNICIPALITY	▼
JOB BOARD	▼

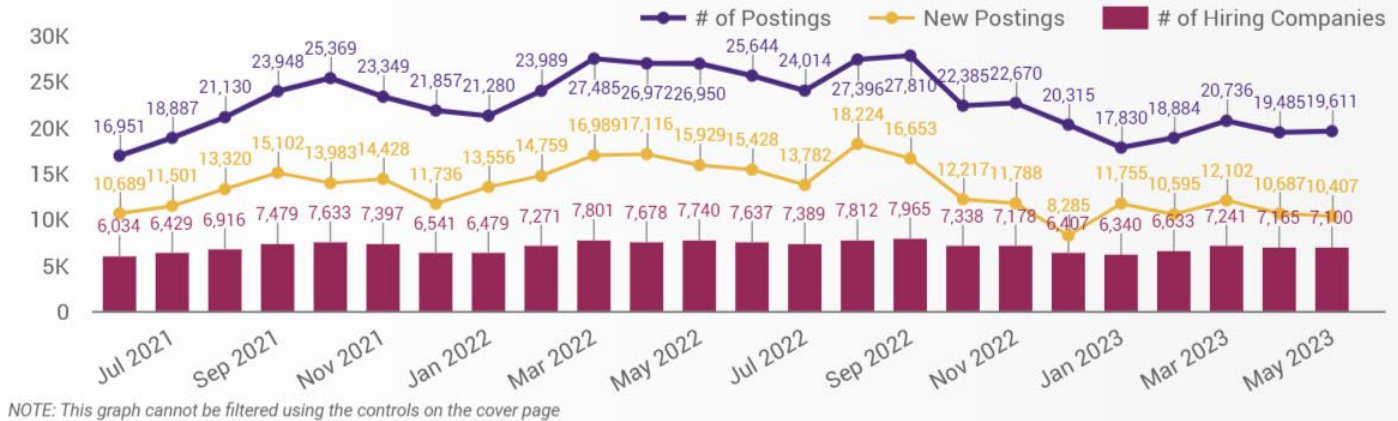
NOC = National Occupation Classification | NAICS = North American Industry Classification System

#### Source:

Job posting data collected by Workforce Planning Board of York Region from job boards and employer websites who recruit candidates in York Region.

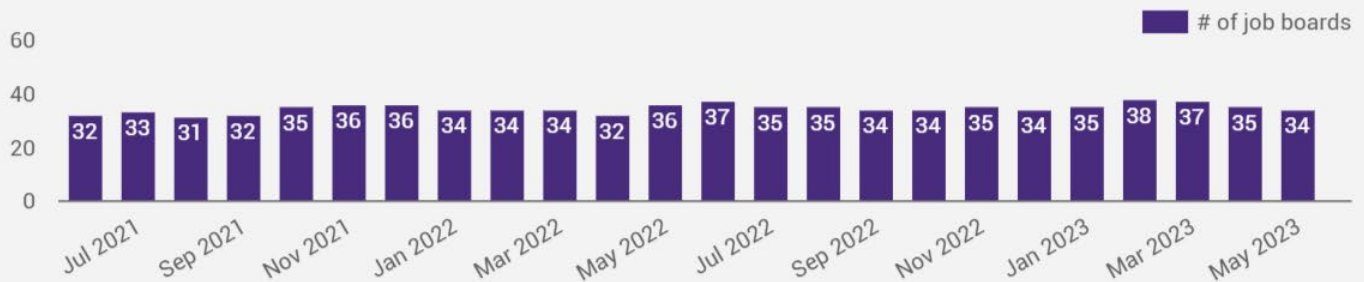
## JOB POSTINGS BY MONTH FOR YORK REGION

How many job postings were active for at least 1 day this month?



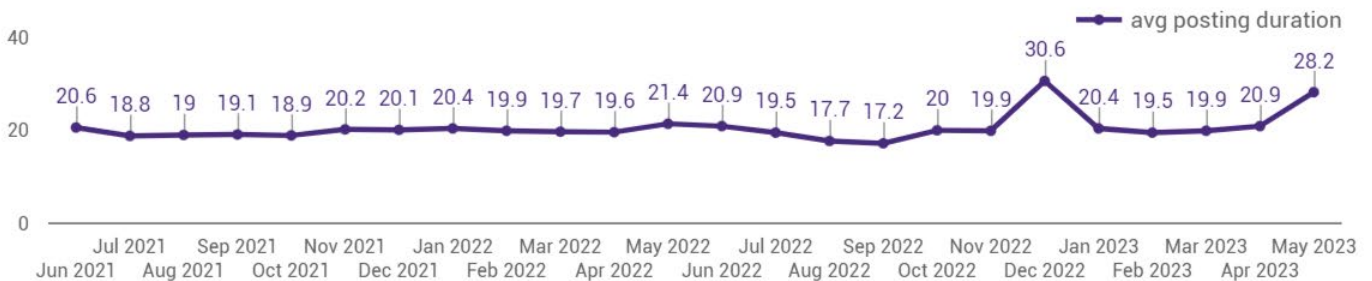
## NUMBER OF ACTIVE JOB BOARDS

How many job postings were active for at least 1 day this month on these job boards?



## AVERAGE POSTING LENGTH BY DAYS

How long are employers having to recruit for in order to find candidates to fill their job vacancies?



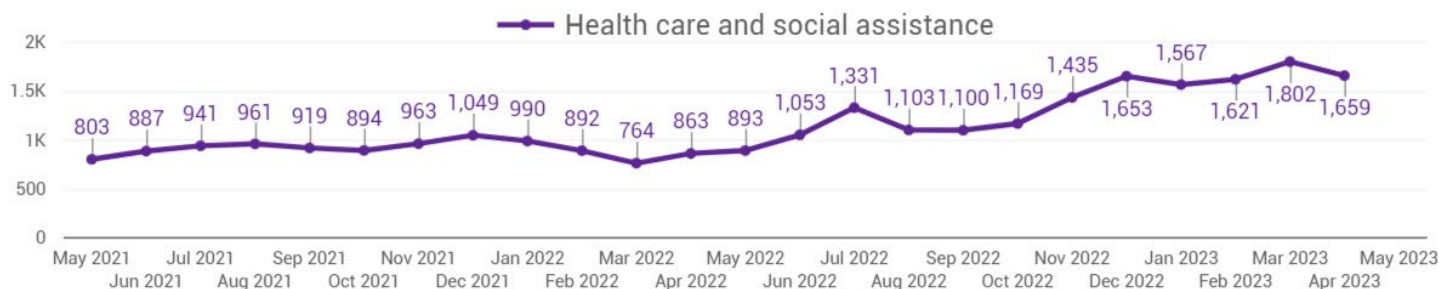
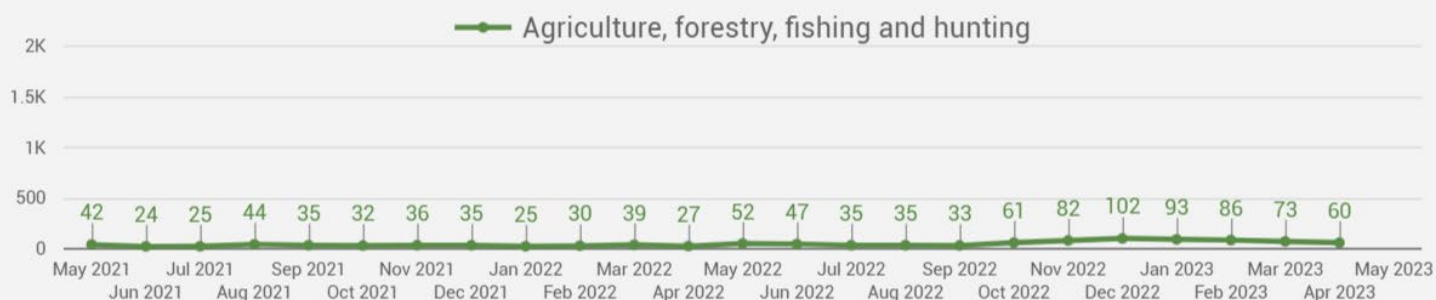
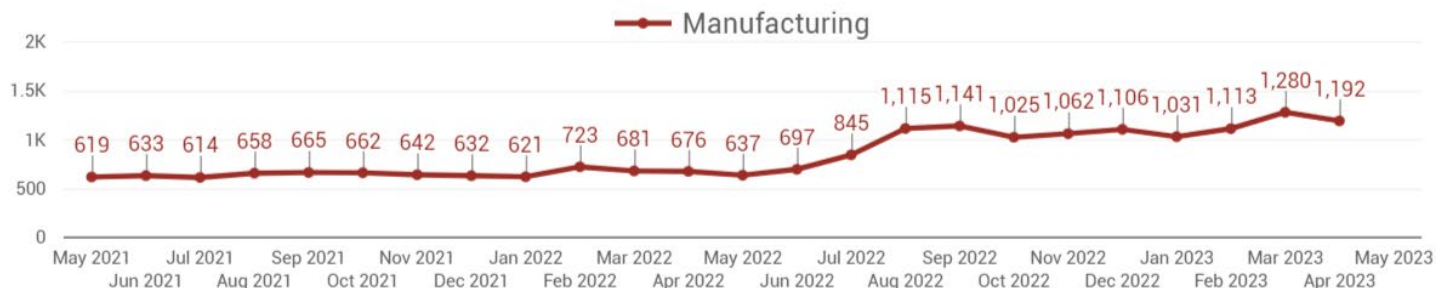
## POST DATE TIMELINE FOR THIS MONTH'S ACTIVE JOB POSTINGS

How many job postings were active for at least 1 day this month?



## DEMAND BY KEY SECTOR (YORK REGION)

How many job postings were active for at least 1 day this month by sector?

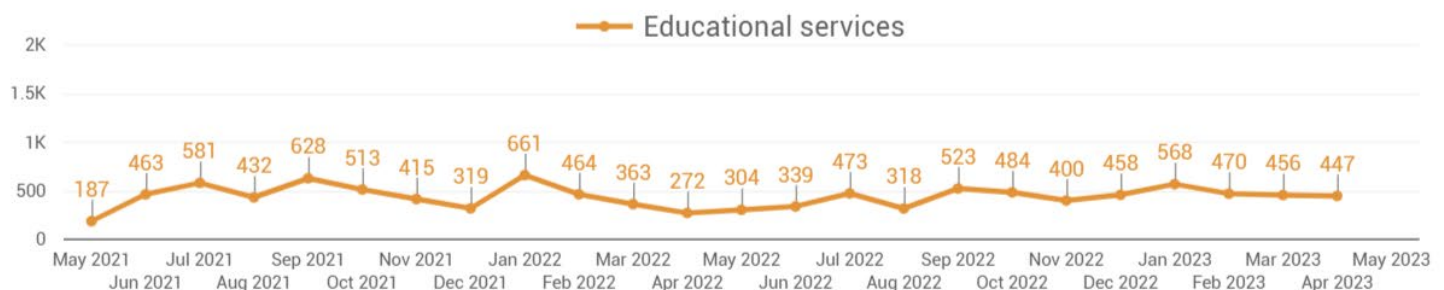
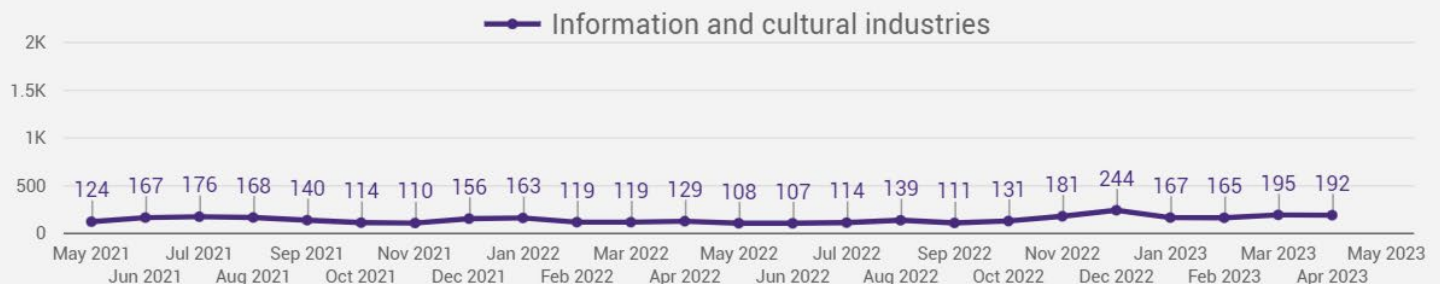
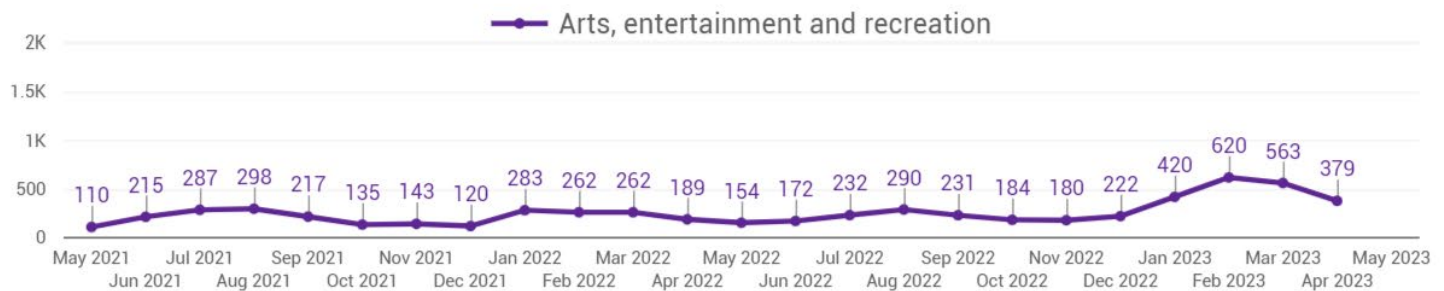
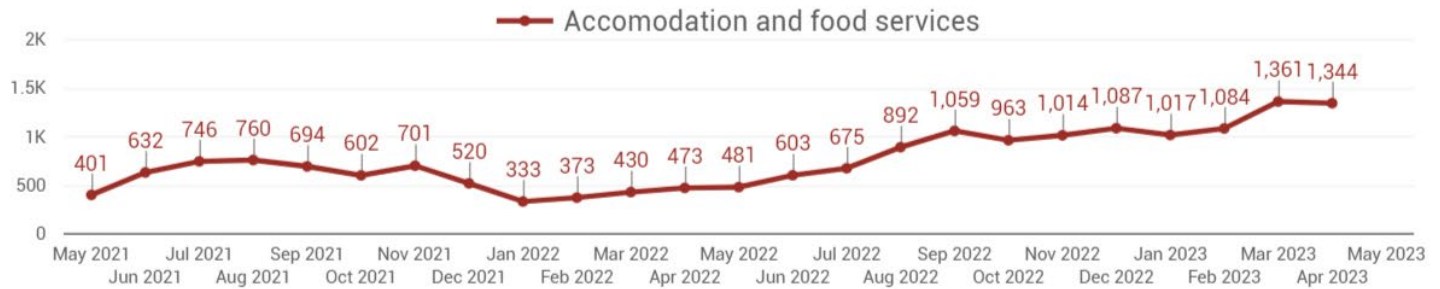


NOTE: This graph cannot be filtered using the controls on the cover page



## DEMAND BY IMPACTED SECTOR (YORK REGION)

How many job postings were active for at least 1 day this month by sector?

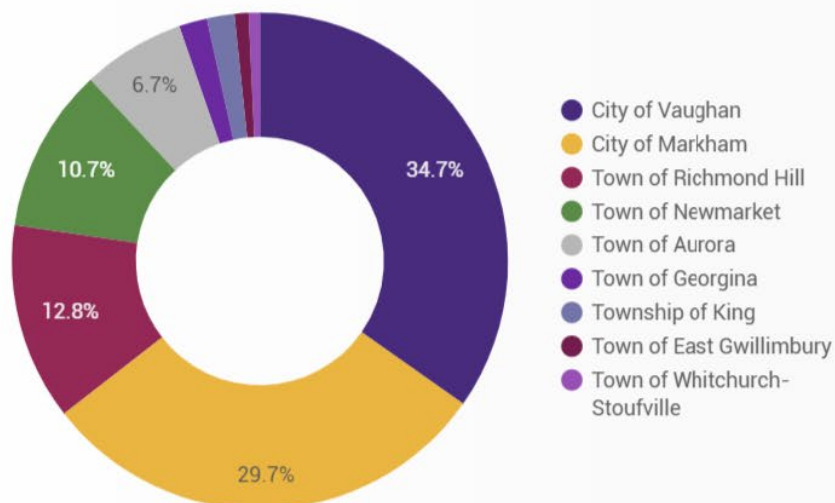


NOTE: This graph cannot be filtered using the controls on the cover page

## JOB POSTINGS BY MUNICIPALITY

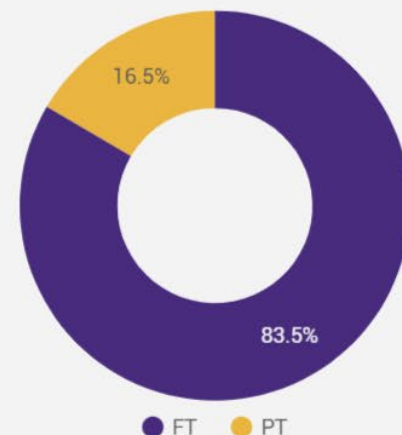
Where are job opportunities being offered?

	MUNICIPALITY	POSTING COUNT	AVG POSTING LENGTH IN DAYS	MEDIAN POSTING LENGTH IN DAYS
1.	City of Vaughan	6,592	31.0	17
2.	City of Markham	5,646	26.9	17
3.	Town of Richmond Hill	2,439	27.9	17
4.	Town of Newmarket	2,037	25.2	17
5.	Town of Aurora	1,269	26.2	17
6.	Town of Georgina	349	26.0	17
7.	Township of King	339	29.6	17
8.	Town of East Gwillimbury	175	43.3	17
9.	Town of Whitchurch-Stouffville	139	22.6	17



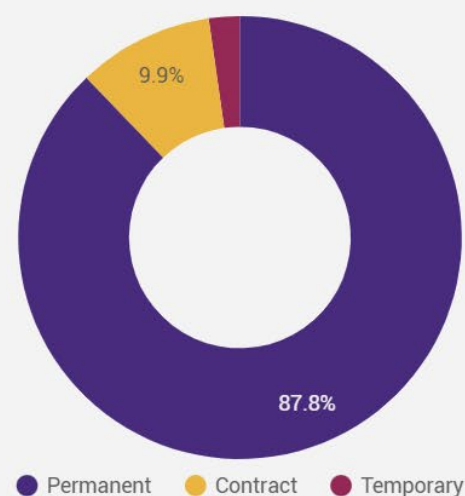
## JOB TYPE

Full-time vs Part-time



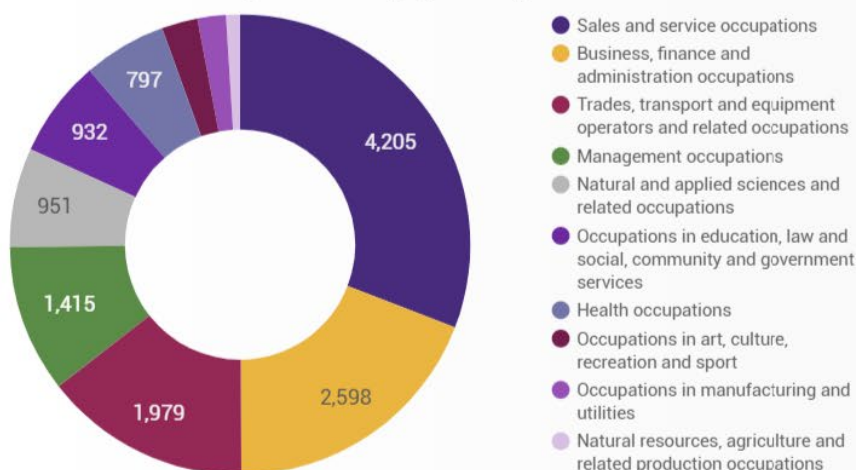
## JOB DURATION

Permanency of jobs posted



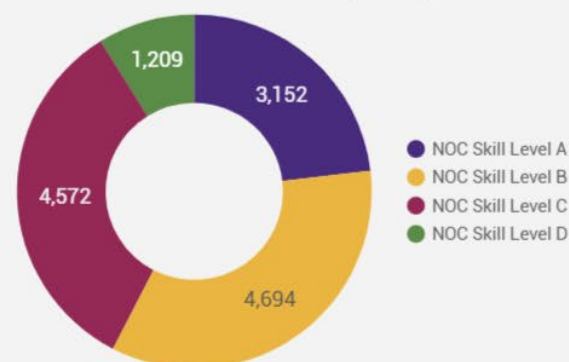
## JOB POSTINGS BY JOB CATEGORY

What broad occupational category is being recruited?



## JOB POSTINGS BY SKILL LEVEL

What education do occupations typically require?



Skill Level A = Usually University education | Skill Level B = Usually College education or Apprenticeship training | Skill Level C = Usually Secondary education or occupation-specific training | Skill Level D = Usually on-the-job training

## TOP HIRING EMPLOYERS & AGENCIES

Who is hiring?

	COMPANY	MUNICIPALITY	POSTINGS COUNT ▾	AVG POSTING LENGTH IN DAYS	MEDIAN POSTING LENGTH IN DAYS
1.	CANADA'S WONDERLAND	City of Vaughan	173	15.3	17
2.	MACKENZIE HEALTH	Town of Richmond Hill	100	15.1	17
3.	AMD	City of Markham	90	35.7	20
4.	Randstad Canada	City of Markham	86	61.1	90
5.	City of Markham	City of Markham	84	17.0	17
6.	MACKENZIE HEALTH	City of Vaughan	79	21.7	14
7.	SOUTHLAKE REGIONAL HEALTH CENTRE	Town of Newmarket	67	20.0	17
8.	STAPLES CANADA	Town of Richmond Hill	62	14.9	14
9.	Zanchin Automotive Group	City of Vaughan	55	18.1	17
10.	Municipality of York	Town of Newmarket	54	12.8	13
11.	Pet Valu Canada Inc	City of Markham	52	17.4	17
12.	Mircom Technologies	City of Vaughan	51	15.7	17
13.	Markham Stouffville Hospital Corporation	City of Markham	50	16.9	17
14.	Axiom Group Inc.	Town of Aurora	44	16.7	17
15.	Aviva	City of Markham	44	14.9	14
16.	MARKHAM STOUFFVILLE HOSPITAL	City of Markham	44	22.8	17
17.	YORK REGION DISTRICT SCHOOL BOARD	Town of Aurora	43	28.8	12
18.	MAGNA INTERNATIONAL	City of Vaughan	42	13.4	13
19.	Randstad Canada	City of Vaughan	42	54.1	56
20.	AECOM CANADA LTD.	City of Markham	41	14.7	14
21.	YORK REGION DISTRICT SCHOOL BOARD	City of Markham	41	9.9	5
22.	Sofina Foods Inc.	City of Markham	40	17.0	17
23.	407 ETR Concession Company Limited	City of Vaughan	40	16.2	14
24.	Walmart Canada	City of Vaughan	40	14.6	14
25.	TD Bank Group	City of Markham	39	14.4	14
26.	SIENNA SENIOR LIVING	Town of Georgina	37	23.7	17
27.	Southlake Regional Health Care Centre	Town of Newmarket	35	17.0	17
28.	MAGNA INTERNATIONAL	Town of Aurora	35	13.5	13
29.	AMD / Advanced Micro Devices, Inc.	City of Markham	33	17.0	17



## TOP HOURLY WAGES IN JOB POSTINGS

What are employers willing to pay to find the perfect candidate?










# of Minimum Wage Job Postings

388

	JOB TITLE	COMPANY	LOCATION	HOURLY WAGE ▾
1.	Chiroprapist	Orthotic provider	City of Markham	250 
2.	Addictions Doctor	Urban Pro Management Inc	Township of King	250 
3.	Bcba, Ot, Slp, Ep	Read.Write.Think	City of Vaughan	200 
4.	Emergency Veterinarian	King Animal Hospital	Township of King	150 
5.	Emergency Physicians - Uxbridge Hospital	MARKHAM STOUFFVILLE HOSPITAL	City of Markham	142 
6.	Optometrist	Amethyst Optical	Town of Aurora	130 
7.	Chiropractor	DC CHIROPRACTIC	City of Markham	130 
8.	Psychotherapists And Social Workers	CBT Psychology for Personal Development	City of Markham	120 
9.	Evening & Saturday Dental Hygienist	Confidential	Town of Newmarket	100 
10.	Board Certified Behaviour Consultant / Remote Or In Person	NEXUS THERAPY	Town of Richmond Hill	100 
11.	Osteopath	Oona Wellness Group	Town of Newmarket	100 
12.	Canadian Biology Olympiad Tutor	DERAN ACADEMY	City of Markham	100 
				1 - 100 / 4948 < >

## TOP SALARIES IN JOB POSTINGS

What are employers willing to pay to find the perfect candidate?

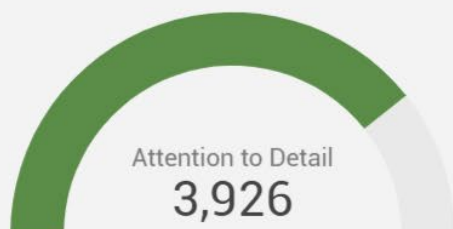
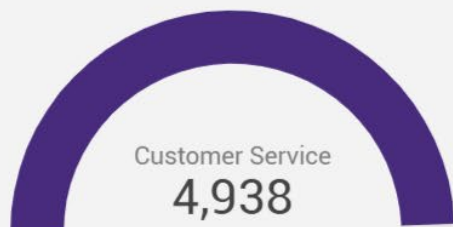
	JOB TITLE	COMPANY	LOCATION	ANNUAL SALARY ▾
1.	Family Physician	FlexMD	City of Markham	350,000 
2.	Small Animal Surgeon	King Animal Hospital	Township of King	350,000 
3.	Part Time Dental Associate	Dana Dental Clinic	Town of Aurora	313,982 
4.	Real Estate Agent	Tim Sold Real Estate Team	City of Markham	300,000 
5.	Agent, Real Estate	RE/MAX EXCEL REALTY LTD.	City of Markham	300,000 
6.	Veterinary Anesthesiologist	King Animal Hospital	Township of King	270,000 
7.	Lawyer	Deo Condominium Lawyers	City of Vaughan	250,000 
8.	New Or Experienced Mortgage Agent / Broker (full Time)	INTREND MORTGAGE INC	Town of Richmond Hill	250,000 
9.	Real Estate Agent	D house Real Estate	City of Markham	250,000 
10.	Family Physician	PAYWAND Medical Centre	City of Vaughan	250,000 
11.	Real Estate Sales Representative	Re/Max All-Stars Benczik Kavanagh Team	City of Markham	250,000 
12.	Real Estate Agent	City of Markham	City of Markham	250,000 
				1 - 100 / 6470 < >

## TOP IN-DEMAND SKILLS

How many times were these skills found in job postings?

ACTIVE JOB POSTINGS THIS MONTH

19,611



## KEY JOB REQUIREMENTS

How often are these requirements desired in job postings?

ACTIVE JOB POSTINGS THIS MONTH

19,611



Driver's License  
300



First Aid  
840



Regular Access to a Vehicle  
622



Criminal Record Check  
1,173



Microsoft Office  
1,503



Food Safety  
347



## TOP OCCUPATIONS BY SKILL, FREQUENCY & DURATION

What jobs are in-demand and/or hard to fill?

	4 DIGIT NOC	4 DIGIT NOC NAME	SKILL LEVEL	POSTING COUNT ▾	AVG POSTING LENGTH IN DAYS	MEDIAN POSTING LENGTH IN DAYS
1.	6421	Retail salespersons	NOC Skill Level C	924	37.7	17
2.	6552	Other customer and information services representatives	NOC Skill Level C	474	31.4	17
3.	6322	Cooks	NOC Skill Level B	452	51.8	17
4.	1241	Administrative assistants	NOC Skill Level B	442	28.1	17
5.	7452	Material handlers	NOC Skill Level C	409	26.9	17
6.	0621	Retail and wholesale trade managers	NOC Skill Level A	381	29.4	17
7.	1414	Receptionists	NOC Skill Level C	274	35.6	17
8.	4412	Home support workers  housekeepers and related occupations	NOC Skill Level C	266	34.6	17
9.	7511	Transport truck drivers	NOC Skill Level C	245	30.0	17
10.	6711	Food counter attendants  kitchen helpers and related support occupations	NOC Skill Level D	228	26.6	17
11.	6311	Food service supervisors	NOC Skill Level B	200	88.2	21
12.	6513	Food and beverage servers	NOC Skill Level C	187	19.5	17
13.	1431	Accounting and related clerks	NOC Skill Level C	184	22.1	17
14.	6731	Light duty cleaners	NOC Skill Level D	169	26.4	17
15.	7611	Construction trades helpers and labourers	NOC Skill Level D	165	47.1	17
16.	1114	Other financial officers	NOC Skill Level A	152	17.2	17
17.	1123	Professional occupations in advertising  marketing and public relations	NOC Skill Level A	151	36.5	17
18.	6622	Store shelf stockers  clerks and order fillers	NOC Skill Level D	151	25.2	17
19.	1311	Accounting technicians and bookkeepers	NOC Skill Level B	142	41.5	17
20.	0601	Corporate sales managers	NOC Skill Level A	136	26.3	17
21.	1221	Administrative officers	NOC Skill Level B	136	25.3	17
22.	6211	Retail sales supervisors	NOC Skill Level B	132	42.5	17
23.	7514	Delivery and courier service drivers	NOC Skill Level C	128	19.3	17
24.	4214	Early childhood educators and assistants	NOC Skill Level B	123	25.8	17
25.	0631	Restaurant and food service managers	NOC Skill Level A	122	35.4	17
26.	5254	Program leaders and instructors in recreation  sport and fitness	NOC Skill Level B	113	18.8	17
27.	1111	Financial auditors and accountants	NOC Skill Level A	107	30.6	17
28.	6321	Chefs	NOC Skill Level B	104	58.1	17
29.	1521	Shippers and receivers	NOC Skill Level C	103	23.2	17
30.	7512	Delivery and courier service drivers	NOC Skill Level C	101	16.7	17

## JOB POSTINGS BY 3-DIGIT NATIONAL OCCUPATION CLASSIFICATION

What jobs are hard to fill and/or in-demand?



	3 DIGIT NOC	3 DIGIT NOC NAME	SKILL LEVEL	POSTING COUNT	AVG POSTING LENGTH IN DAYS	MEDIAN POSTING LENGTH IN DAYS
1.	642	Retail salespersons	NOC Skill Level C	924	37.7	17
2.	632	Chefs and cooks	NOC Skill Level B	556	53.0	17
3.	124	Office administrative assistants - general, legal and medical	NOC Skill Level B	504	27.0	17
4.	655	Customer and information services representatives	NOC Skill Level C	493	30.8	17
5.	745	Longshore workers and material handlers	NOC Skill Level C	409	26.9	17
6.	751	Motor vehicle and transit drivers	NOC Skill Level C	393	25.4	17
7.	062	Retail and wholesale trade managers	NOC Skill Level A	381	29.4	17
8.	111	Auditors, accountants and investment professionals	NOC Skill Level A	364	22.7	17
9.	441	Home care providers and educational support occupations	NOC Skill Level C	363	38.5	17
10.	141	General office workers	NOC Skill Level C	362	31.8	17
11.	673	Cleaners	NOC Skill Level D	328	23.4	17
12.	421	Paraprofessional occupations in legal, social, community and education services	NOC Skill Level B	324	23.6	17
13.	122	Administrative and regulatory occupations	NOC Skill Level B	302	22.5	17
14.	651	Occupations in food and beverage service	NOC Skill Level C	285	19.8	17
15.	143	Financial, insurance and related administrative support workers	NOC Skill Level C	263	22.8	17
16.	631	Service supervisors	NOC Skill Level B	237	78.8	17
17.	671	Food counter attendants, kitchen helpers and related support occupations	NOC Skill Level D	228	26.6	17
18.	217	Computer and information systems professionals	NOC Skill Level A	226	35.9	17
19.	112	Human resources and business service professionals	NOC Skill Level A	224	30.3	17
20.	011	Senior managers - construction, transportation, production and utilities	NOC Skill Level A	219	27.9	17
21.	662	Other sales support and related occupations	NOC Skill Level D	188	24.7	17
22.	341	Assisting occupations in support of health services	NOC Skill Level C	186	24.4	17
23.	131	Finance, insurance and related business administrative occupations	NOC Skill Level B	182	35.9	17
24.	152	Supply chain logistics, tracking and scheduling co-ordination occupations	NOC Skill Level C	180	24.8	17
25.	071	Managers in customer and personal services, n.e.c.	NOC Skill Level A	177	28.2	17
26.	761	Trades helpers and labourers	NOC Skill Level D	175	46.3	17
27.	723	Machining, metal forming, shaping and erecting trades	NOC Skill Level B	162	39.6	17
28.	012	Senior managers - construction, transportation, production and utilities	NOC Skill Level A	152	23.8	17
29.	121	Administrative services supervisors	NOC Skill Level B	141	57.9	17

## JOB POSTINGS BY 2-DIGIT NATIONAL OCCUPATION CLASSIFICATION

What jobs are hard to fill and/or in-demand?

	2 DIGIT NOC	2 DIGIT NOC NAME	SKILL LEVEL	POSTING COUNT	AVG POSTING LENGTH IN DAYS	MEDIAN POSTING LENGTH IN DAYS
1.	65	Service representatives and other customer and personal services occupations	NOC Skill Level C	1,001	26.0	17
2.	64	Sales representatives and salespersons - wholesale and retail trade	NOC Skill Level C	997	37.2	17
3.	12	Administrative and financial supervisors and administrative occupations	NOC Skill Level B	957	29.7	17
4.	63	Service supervisors and specialized service occupations	NOC Skill Level B	949	52.2	17
5.	14	Office support occupations	NOC Skill Level C	674	28.0	17
6.	06	Middle management occupations in retail and wholesale trade and customer services	NOC Skill Level A	661	29.2	17
7.	67	Service support and other service occupations, n.e.c.	NOC Skill Level D	595	25.2	17
8.	11	Professional occupations in business and finance	NOC Skill Level A	588	25.3	17
9.	72	Industrial, electrical and construction trades	NOC Skill Level B	555	40.7	17
10.	21	Professional occupations in natural and applied sciences	NOC Skill Level A	487	30.0	17
11.	75	Transport and heavy equipment operation and related maintenance occupations	NOC Skill Level C	479	24.7	17
12.	74	Other installers, repairers and servicers and material handlers	NOC Skill Level C	467	28.7	17
13.	22	Technical occupations related to natural and applied sciences	NOC Skill Level B	464	33.0	17
14.	62	Retail sales supervisors and specialized sales occupations	NOC Skill Level B	395	35.4	17
15.	01	Senior managers - construction, transportation, production and utilities	NOC Skill Level A	373	26.3	17
16.	44	Care providers and educational, legal and public protection support occupations	NOC Skill Level C	365	38.4	17
17.	42	Paraprofessional occupations in legal, social, community and education services	NOC Skill Level B	324	23.6	17
18.	73	Maintenance and equipment operation trades	NOC Skill Level B	297	63.1	17
19.	32	Technical occupations in health	NOC Skill Level B	278	41.9	17
20.	66	Sales support occupations	NOC Skill Level D	268	26.2	17
21.	52	Technical occupations in art, culture, recreation and sport	NOC Skill Level B	258	24.6	17
22.	31	Professional occupations in health (except nursing)	NOC Skill Level	227	57.0	17



## MULTILINGUAL JOB POSTINGS BY THE NUMBERS

ACTIVE POSTINGS

922

NEW POSTINGS

0

COMPANIES

639

LANGUAGES

11

## # OF DAYS POSTED

AVERAGE

22.1

MEDIAN

17

## MULTILINGUAL JOB POSTINGS BY SKILL LEVEL

What language skills are employers looking for by occupational skill level?

134

Skill Level A - Management/ Professional Occupations usually requiring University

257

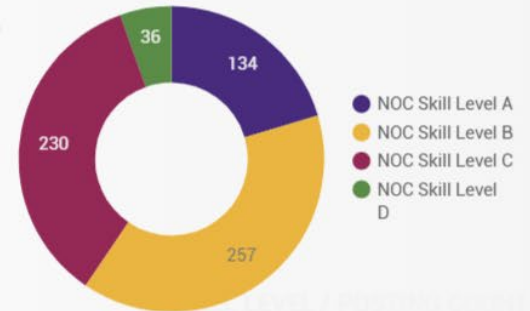
Skill Level B - Usually college education or apprenticeship training

230

Skill Level C - Usually secondary education or occupation-specific training

36

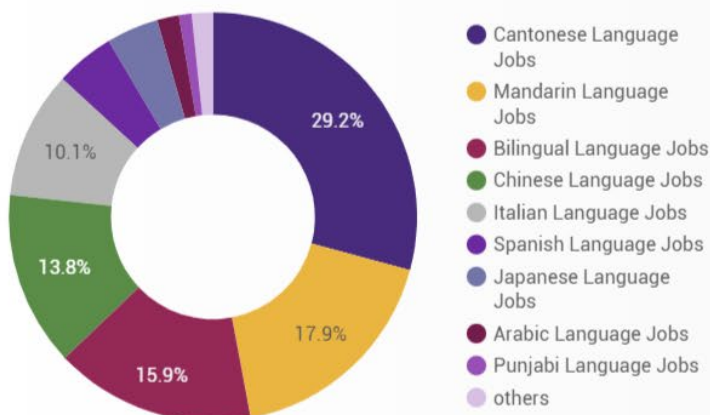
Skill Level D - Usually on-the-job training



LANGUAGES	NOC Skill Level A	NOC Skill Level B	NOC Skill Level C	NOC Skill Level D
Bilingual Language Jobs	41	49	65	16
Cantonese Language Jobs	33	60	72	5
Mandarin Language Jobs	17	44	23	
Italian Language Jobs	2	56	21	3
Chinese Language Jobs	20	22	29	4
Japanese Language Jobs	3	15	4	6
Spanish Language Jobs	10	5	11	1
Arabic Language Jobs	6	2	2	
Punjabi Language Jobs	1	2	2	1
German Language Jobs		2	1	
Vietnamese Language Jobs	1			

## LANGUAGE SKILLS BREAKDOWN

Which kinds of language skills do employers seek?



LANGUAGES	POSTING COUNT
1. Bilingual Language Jobs	265
2. Cantonese Language Jobs	222
3. Mandarin Language Jobs	128
4. Chinese Language Jobs	103
5. Italian Language Jobs	88
6. Japanese Language Jobs	40
7. Spanish Language Jobs	39
8. Arabic Language Jobs	16
9. Punjabi Language Jobs	9
10. German Language Jobs	7

## LANGUAGE SKILLS BEING RECRUITED BY JOB CATEGORY

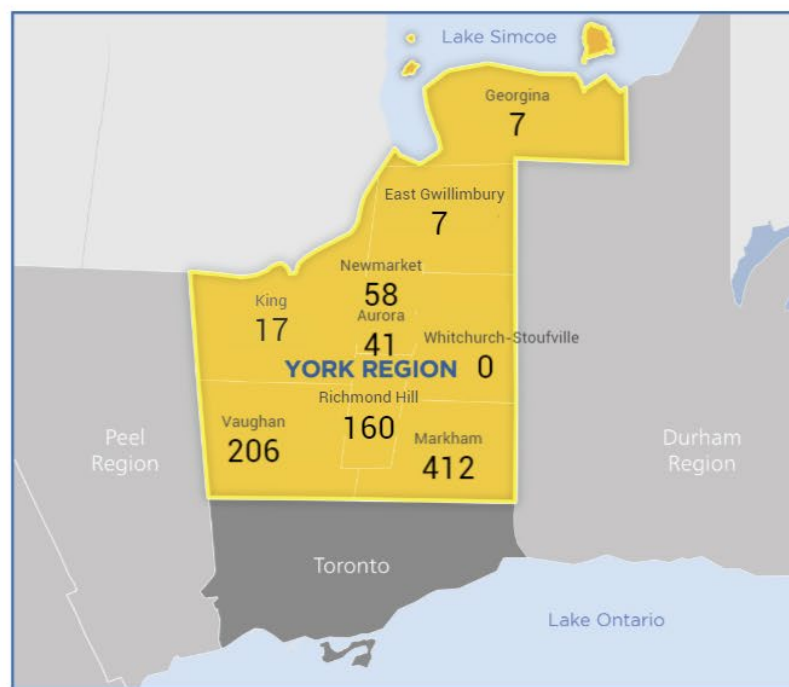
What language skills are sought by 1-Digit NOC?

BROAD OCCUPATIONAL CATEGORY	Bilingual ...	Cantones...	Mandarin...	Italian La...	Chinese ...	Japanes...	Grand total
Business, finance and administration occu...	31	60	49	8	24	2	182
Health occupations	13	13	2	4	6		39
Management occupations	17	9	10	2	3	3	56
Natural and applied sciences and related o...	12	3	2		1		21
Natural resources, agriculture and related ...	1	1					2
Occupations in art, culture, recreation and ...	3	5	1		7		18
Occupations in education, law and social, c...	14	16	8	1	15		58
Occupations in manufacturing and utilities	4	2			1		8
Sales and service occupations	53	54	11	65	14	23	234
Trades, transport and equipment operators...	23	7	1	2	4		39
<b>Grand total</b>	<b>171</b>	<b>170</b>	<b>84</b>	<b>82</b>	<b>75</b>	<b>28</b>	<b>657</b>

## MULTILINGUAL JOB POSTINGS BY MUNICIPALITY

What language skills are sought by 4-Digit NOC?

	MUNICIPALITY	JOB LANGUAGES	AVG POSTING LENGTH IN DAYS	MEDIAN POSTING LENGTH IN DAYS
1.	City of Markham	412	26.9	17
2.	City of Vaughan	206	31.0	17
3.	Town of Richmond Hill	160	27.9	17
4.	Town of Newmarket	58	25.2	17
5.	Town of Aurora	41	26.2	17
6.	Township of King	17	29.6	17
7.	Town of Georgina	7	26.0	17
8.	Town of East Gwillimbury	7	43.3	17
9.	Town of Whitchurch-Stouffville	0	22.6	17



## LANGUAGE DEMAND BY JOB

What language skills are sought by 4-Digit NOC?

	4 DIGIT NOC NAME	POSTINGS
1.	Cooks	55
2.	Administrative assistants	51
3.	Receptionists	36
4.	Other customer and information services re...	33
5.	Home support workers  housekeepers and r...	27
6.	Chefs	25
7.	Retail salespersons	22
8.	Food counter attendants  kitchen helpers an...	21
9.	Food and beverage servers	18
10.	Professional occupations in advertising  mar...	12
11.	Material handlers	12
12.	Other financial officers	11
13.	Corporate sales managers	10
14.	Accounting technicians and bookkeepers	9
15.	Bartenders	8
16.	Financial sales representatives	8
17.	General office support workers	7
18.	Accounting and related clerks	7
19.	Other instructors	7
20.	Real estate agents and salespersons	7
21.	Advertising  marketing and public relations ...	7
22.	Delivery and courier service drivers	6
23.	Administrative officers	6
24.	Dental assistants	6
25.	Customer services representatives - financi...	6
26.	User support technicians	6
27.	Retail and wholesale trade managers	6
28.	Financial managers	5
29.	Other medical technologists and technicians...	5
30.	Bakers	5
31.	Urban and land use planners	4
32.	Purchasing managers	4

1 - 100 / 151 < >

## MULTILINGUAL HIRING EMPLOYERS

Which employers are seeking multilingual candidates?

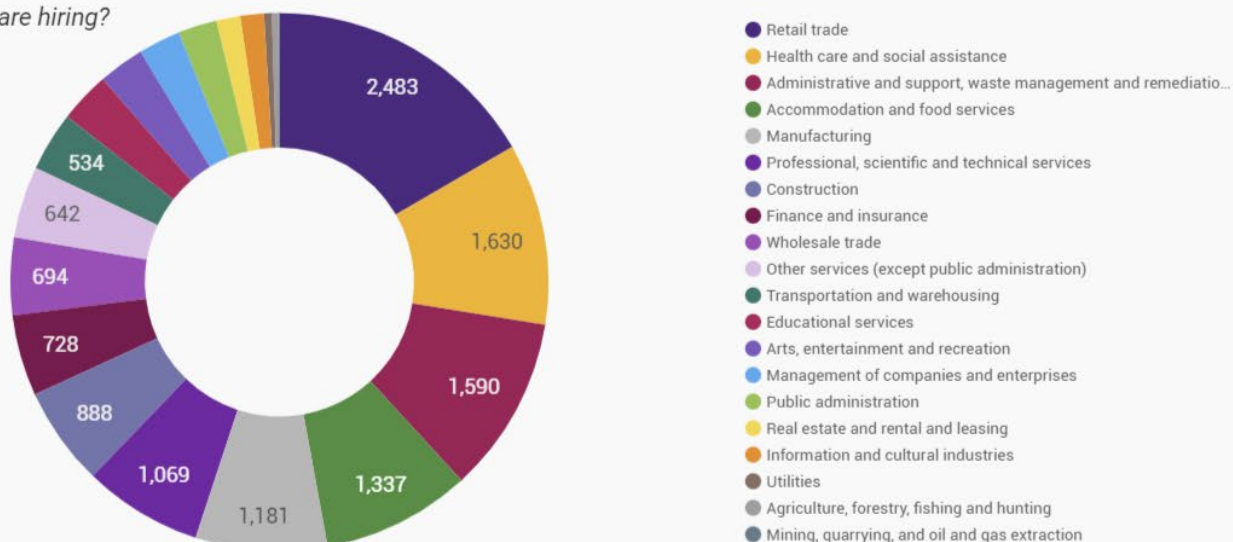
	COMPANY	POSTINGS
1.	Advanced Skytech Canada Ltd.	18
2.	YEE HONG CENTRE FOR GERIATRIC CARE	13
3.	TD Bank Group	8
4.	Tapagria Spanish Tapas Bar	7
5.	LAURA CANADA	7
6.	BENTO SUSHI	7
7.	CIBC	7
8.	TD BANK	6
9.	T&T Supermarket	6
10.	Canadian Mental Health Association / CMHA, York and South Simcoe	6
11.	Real Fruit Bubble Tea Inc.	5
12.	Randstad Canada	5
13.	TC Transcontinental	5
14.	CENTURY 21 KENNECT REALTY	5
15.	A+ Construction Canada	4
16.	Mon Sheong Foundation	4
17.	BGIS	4
18.	ASUS COMPUTER INTERNATIONAL	4
19.	BELL MOBILITY/BELL MOBILITÄ%	4
20.	JY Care	4
21.	Johnson & Johnson	4
22.	255 By Alta Rosa Restaurant	4
23.	VIVA LIFESTYLE INC.	4
24.	INDUSTRIAL AND COMMERCIAL BANK OF CHINA (CANADA)	4
25.	HSBC	3
26.	CBI Health Group	3
27.	Home Instead Markham	3
28.	TEN REN'S TEA	3
29.	Downtown Markham Health	3
30.	CTBC BANK CORP. (CANADA)	3

1 - 50 / 455 < >



## TOP HIRING SECTORS BY 2-DIGIT NAICS CODE

What sectors are hiring?



	2-DIGIT NAICS LABEL	NAICS CODE	POSTING COUNT	AVG POSTING LENGTH IN DAYS	MEDIAN POSTING LENGTH IN DAYS
1.	Retail trade	44-45	2,483	25.1	17
2.	Health care and social assistance	62	1,630	28.0	17
3.	Administrative and support, waste management and remediation services	56	1,590	27.3	17
4.	Accommodation and food services	72	1,337	37.2	17
5.	Manufacturing	31-33	1,181	27.6	17
6.	Professional, scientific and technical services	54	1,069	29.6	17
7.	Construction	23	888	27.4	17
8.	Finance and insurance	52	728	20.2	17
9.	Wholesale trade	41	694	24.0	17
10.	Other services (except public administration)	81	642	33.0	17
11.	Transportation and warehousing	48-49	534	34.7	17
12.	Educational services	61	456	20.6	17
13.	Arts, entertainment and recreation	71	413	24.7	17
14.	Management of companies and enterprises	55	379	20.2	17
15.	Public administration	91	347	19.4	14
16.	Real estate and rental and leasing	53	216	25.1	17
17.	Information and cultural industries	51	211	28.6	17
18.	Utilities	22	71	16.4	17
19.	Agriculture, forestry, fishing and hunting	11	57	24.8	17
20.	Mining, quarrying, and oil and gas extraction	21	10	27.9	17

NOTE: NAICS code 56 includes Employment Agencies. Manufacturing includes codes 31-33, Retail Trade includes codes 44-45 and Transportation and Warehousing includes codes 48-49.

## TOP HIRING SECTORS BY 3-DIGIT NAICS CODE

What sectors are hiring?

	3-DIGIT NAICS LABEL	NAICS CODE	POSTING COUNT	AVG POSTING LENGTH IN DAYS	MEDIAN POSTING LENGTH IN DAYS
1.	Administrative and support services	561	1,503	27.8	17
2.	Food services and drinking places	722	1,173	39.5	17
3.	Professional, scientific and technical services	541	1,069	29.6	17
4.	Ambulatory health care services	621	721	34.1	17
5.	Specialty trade contractors	238	596	29.9	17
6.	Clothing and clothing accessories stores	448	509	23.4	17
7.	Educational services	611	456	20.6	17
8.	Motor vehicle and parts dealers	441	442	22.9	17
9.	Food and beverage stores	445	416	21.6	17
10.	Amusement, gambling and recreation industries	713	396	23.8	17
11.	Management of companies and enterprises	551	379	20.2	17
12.	Credit intermediation and related activities	522	351	17.8	14
13.	Social assistance	624	332	23.4	17
14.	Insurance carriers and related activities	524	299	23.3	17
15.	Hospitals	622	298	21.0	17
16.	Local, municipal and regional public administration	913	279	19.1	14
17.	Nursing and residential care facilities	623	279	24.0	17
18.	Transportation equipment manufacturing	336	259	21.3	17
19.	Personal and laundry services	812	251	30.5	17
20.	Building material and garden equipment and supplies dealers	444	244	32.3	17
21.	General merchandise stores	452	232	22.0	17
22.	Repair and maintenance	811	208	39.3	17
23.	Building material and supplies merchant wholesalers	416	199	21.7	17
24.	Truck transportation	484	190	33.4	17
25.	Health and personal care stores	446	185	26.0	17
26.	Construction of buildings	236	177	26.4	17
27.	Fabricated metal product manufacturing	332	170	33.3	17
28.	Machinery, equipment and supplies merchant wholesalers	417	167	28.0	17
29.	Accommodation services	721	164	24.6	17
30.	Support activities for transportation	488	146	45.1	17
31.	Computer and electronic product manufacturing	334	146	23.1	17
32.	Real estate	531	142	25.2	17

## TOP HIRING SECTORS BY 4-DIGIT NAICS CODE

What sectors are hiring?

	4-DIGIT NAICS LABEL	NAICS CODE	POSTING COUNT ▼	AVG POSTING LENGTH IN DAYS	MEDIAN POSTING LENGTH IN DAYS
1.	Full-service restaurants and limited-service eating places	7225	1,050	38.3	17
2.	Employment services	5613	894	28.9	17
3.	Clothing stores	4481	449	23.0	17
4.	Automobile dealers	4411	400	19.7	17
5.	Management of companies and enterprises	5511	379	20.2	17
6.	Grocery stores	4451	344	19.7	17
7.	Services to buildings and dwellings	5617	325	25.9	17
8.	Depository credit intermediation	5221	318	15.8	14
9.	General medical and surgical hospitals	6221	294	19.3	17
10.	Architectural, engineering and related services	5413	286	22.6	17
11.	Other local, municipal and regional public administration	9139	279	19.1	14
12.	Computer systems design and related services	5415	265	30.1	17
13.	Building equipment contractors	2382	264	24.7	17
14.	Motor vehicle parts manufacturing	3363	245	19.3	14
15.	Agencies, brokerages and other insurance related activities	5242	244	23.6	17
16.	Offices of other health practitioners	6213	240	46.7	17
17.	Elementary and secondary schools	6111	233	19.0	11
18.	Building material and supplies dealers	4441	229	29.9	17
19.	Other amusement and recreation industries	7139	213	33.2	17
20.	Offices of dentists	6212	206	35.0	17
21.	Child day-care services	6244	200	24.5	17
22.	Department stores	4521	191	17.2	17
23.	Health and personal care stores	4461	185	26.0	17
24.	Amusement parks and arcades	7131	177	15.4	17
25.	Management, scientific and technical consulting services	5416	176	36.5	17
26.	General freight trucking	4841	175	33.7	17
27.	Other schools and instruction	6116	168	24.0	17
28.	Investigation and security services	5616	166	24.2	17
29.	Community care facilities for the elderly	6233	161	28.3	17
30.	Other specialty trade contractors	2389	153	26.4	17
31.	Traveller accommodation	7211	148	25.5	17
32.	Automotive repair and maintenance	8111	141	27.0	17



## TOP HIRING SECTORS BY 5-DIGIT NAICS CODE

What sectors are hiring?

	5-DIGIT NAICS LABEL	NAICS CODE	POSTING COUNT ▾	AVG POSTING LENGTH IN DAYS	MEDIAN POSTING LENGTH IN DAYS
1.	Full-service restaurants and limited-service eating places	72251	1,050	38.3	17
2.	Employment placement agencies and executive search services	56131	678	30.6	17
3.	New car dealers	44111	382	18.9	17
4.	Management of companies and enterprises	55111	379	20.2	17
5.	Supermarkets and other grocery (except convenience) stores	44511	340	19.7	17
6.	Banking	52211	318	15.8	14
7.	General medical and surgical hospitals	62211	294	19.3	17
8.	Other local, municipal and regional public administration	91391	279	19.1	14
9.	Computer systems design and related services	54151	265	30.1	17
10.	Engineering services	54133	244	21.9	17
11.	Elementary and secondary schools	61111	233	19.0	11
12.	Landscaping services	56173	219	25.0	17
13.	Temporary help services	56132	216	24.2	17
14.	Offices of dentists	62121	206	35.0	17
15.	Insurance agencies and brokerages	52421	204	23.1	17
16.	Child day-care services	62441	200	24.5	17
17.	Department stores	45211	191	17.2	17
18.	Amusement and theme parks	71311	173	15.3	17
19.	Family clothing stores	44814	168	22.8	17
20.	Community care facilities for the elderly	62331	161	28.3	17
21.	Management consulting services	54161	156	36.6	17
22.	Hotels (except casino hotels) and motels	72111	148	25.5	17
23.	General freight trucking, long distance	48412	139	35.0	17
24.	Offices of physicians	62111	133	25.9	17
25.	Plumbing, heating and air-conditioning contractors	23822	130	32.1	17
26.	Electrical contractors and other wiring installation contractors	23821	124	18.4	17
27.	Electronics and appliance stores	44314	122	29.9	17
28.	All other specialty trade contractors	23899	118	26.2	17
29.	Women's clothing stores	44812	118	24.6	17
30.	Nursing care facilities	62311	114	18.9	17
31.	Other clothing stores	44819	113	20.7	17
32.	All other schools and instruction	61160	110	24.0	17

## TOP HIRING SECTORS BY 6-DIGIT NAICS CODE

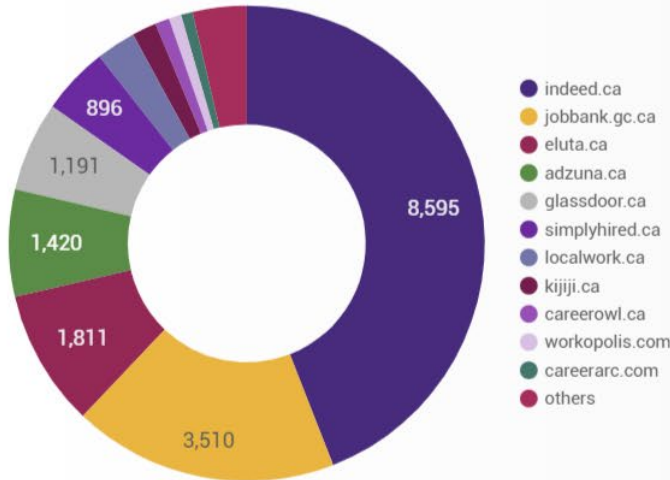
What sectors are hiring?



	6-DIGIT NAICS LABEL	NAICS CODE	POSTING COUNT	AVG POSTING LENGTH IN DAYS	MEDIAN POSTING LENGTH IN DAYS
1.	Full-service restaurants	722511	683	37.5	17
2.	Employment placement agencies and executive search services	561310	678	30.6	17
3.	New car dealers	441110	382	18.9	17
4.	Holding companies	551113	374	18.9	17
5.	Limited-service eating places	722512	367	40.1	17
6.	Supermarkets and other grocery (except convenience) stores	445110	340	19.7	17
7.	Other local, municipal and regional public administration	913910	279	19.1	14
8.	Computer systems design and related services (except video game design and development)	541514	265	30.1	17
9.	General (except paediatric) hospitals	622111	248	18.7	17
10.	Engineering services	541330	244	21.9	17
11.	Elementary and secondary schools	611110	233	19.0	11
12.	Landscaping services	561730	219	25.0	17
13.	Temporary help services	561320	216	24.2	17
14.	Offices of dentists	621210	206	35.0	17
15.	Insurance agencies and brokerages	524210	204	23.1	17
16.	Child day-care services	624410	200	24.5	17
17.	Department stores	452110	191	17.2	17
18.	Corporate and institutional banking industry	522112	190	16.3	14
19.	Amusement and theme parks	713110	173	15.3	17
20.	Family clothing stores	448140	168	22.8	17
21.	Community care facilities for the elderly	623310	161	28.3	17
22.	Hotels	721111	141	26.8	17
23.	Offices of physicians	621110	133	25.9	17
24.	Plumbing, heating and air-conditioning contractors	238220	130	32.1	17
25.	Personal and commercial banking industry	522111	128	15.0	14
26.	General freight trucking, long distance, truck-load	484121	127	35.6	17
27.	Electrical contractors and other wiring installation contractors	238210	124	18.4	17
28.	Women's clothing stores	448120	118	24.6	17
29.	All other specialty trade contractors	238990	118	26.2	17
30.	Nursing care facilities	623110	114	18.9	17
31.	All other clothing stores	448100	112	20.7	17

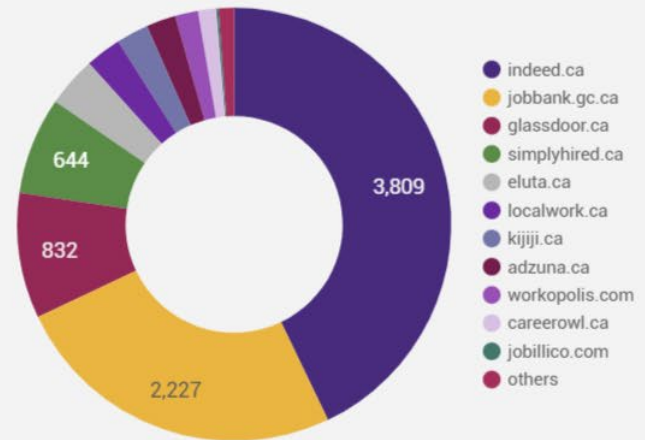
## JOB POSTINGS BY JOB BOARD

What share of unique job postings appear on each job board?



## COMPANIES BY JOB BOARD

What share of unique job postings appear on each job board?



## JOB POSTING DETAILS BY JOB BOARD

How does job posting activity differ by job board?

	JOB BOARD	POSTING COUNT	AVG POSTING LENGTH IN DAYS	MEDIAN POSTING LENGTH IN DAYS	# OF COMPANIES
1.	indeed.ca	8,595	18.6	17	3,809
2.	jobbank.gc.ca	3,510	97.9	62	2,227
3.	eluta.ca	1,811	17.0	17	334
4.	adzuna.ca	1,420	13.8	14	195
5.	glassdoor.ca	1,191	17.0	17	832
6.	simplyhired.ca	896	16.5	17	644
7.	localwork.ca	525	7.8	2	237
8.	kijiji.ca	324	15.0	15	213
9.	careerowl.ca	189	164.1	99	120
10.	workopolis.com	164			152
11.	careerarc.com	154	40.3	24	9
12.	randstad.ca	143	60.1	85	1
13.	careerbuilder.ca	115	69.2	66	16
14.	rncareers.ca	93	39.0	22	17
15.	network.applytoeducation.com	90	18.6	13	4
16.	jobillico.com	77	20.2	8	17
17.	itjobs.ca	52	19.4	14	14
18.	workforcenow.adp.com	50			1