

# JOB DEMAND REPORT

## JUNE 2023

### HIGHLIGHTS

#### JOB POSTINGS BY THE NUMBERS

POSTING COUNT	NEW THIS MONTH	COMPANIES	JOB BOARDS
18,488	10,891	6,568	34

#### # OF DAYS POSTED

AVERAGE	MEDIAN
22.7	17

## REPORT BUILDER

The default filter selection below will show all job demand data for the month. You can use the filters to create a customized report for the purpose of understanding a subset of the data.

#### OCCUPATION FILTERS

SKILL TYPE NAME / 1-DIGIT NOC	▼
MAJOR GROUP / 2-DIGIT NOC	▼
MINOR GROUP / 3-DIGIT NOC	▼
UNIT GROUP / 4-DIGIT NOC	▼
SKILL LEVEL	▼
JOB TYPE	▼
JOB DURATION	▼
ADDITIONAL LANGUAGE	▼
SPECIFIC JOB TAGS	▼

#### INDUSTRY/SECTOR FILTERS

HIRING SECTOR BY 2-DIGIT NAICS CODE	▼
HIRING SECTOR BY 3-DIGIT NAICS CODE	▼
HIRING SECTOR BY 4-DIGIT NAICS CODE	▼
HIRING SECTOR BY 5-DIGIT NAICS CODE	▼
HIRING SECTOR BY 6-DIGIT NAICS CODE	▼

#### OTHER FILTERS

MUNICIPALITY	▼
JOB BOARD	▼

NOC = National Occupation Classification | NAICS = North American Industry Classification System

Page 1 of 20

#### Source:

Job posting data collected by Workforce Planning Board of York Region from job boards and employer websites who recruit candidates in York Region.

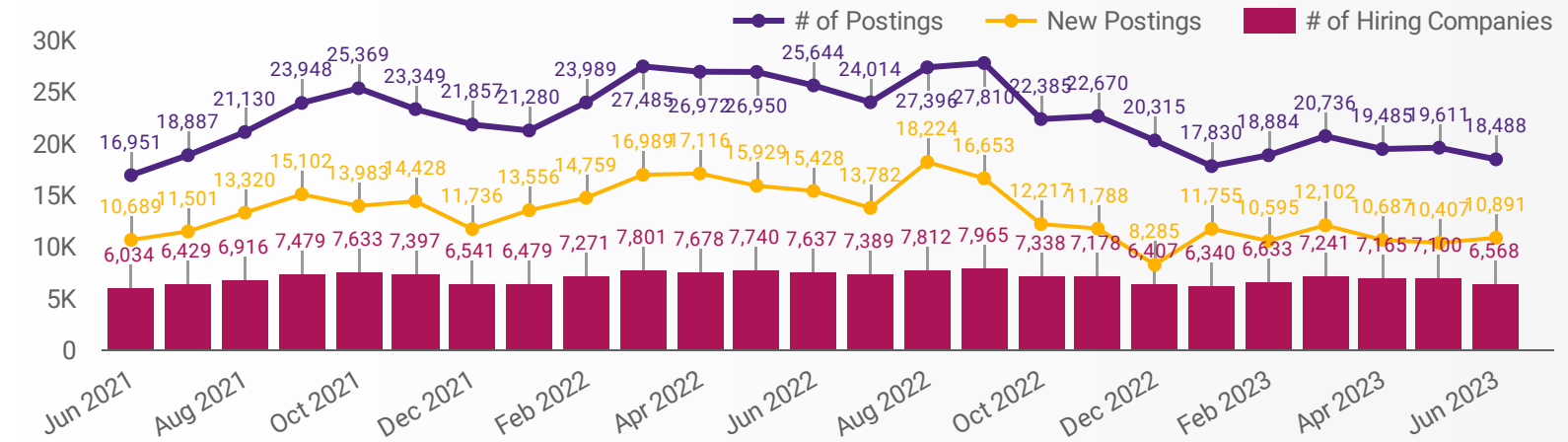


This Employment Ontario service is funded in part by the Government of Canada and the Government of Ontario.

Ce service Emploi Ontario est financé en partie par le gouvernement du Canada et le gouvernement de l'Ontario.

## JOB POSTINGS BY MONTH FOR YORK REGION

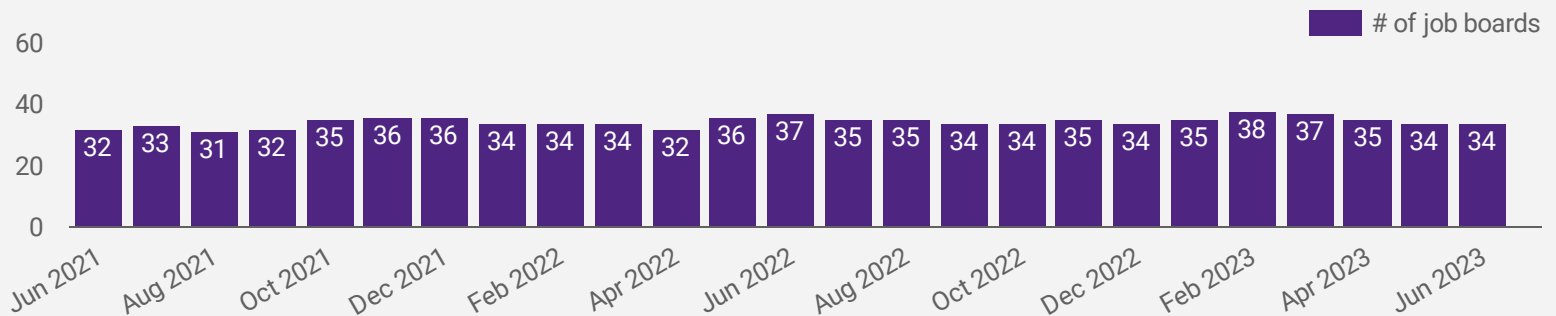
How many job postings were active for at least 1 day this month?



NOTE: This graph cannot be filtered using the controls on the cover page

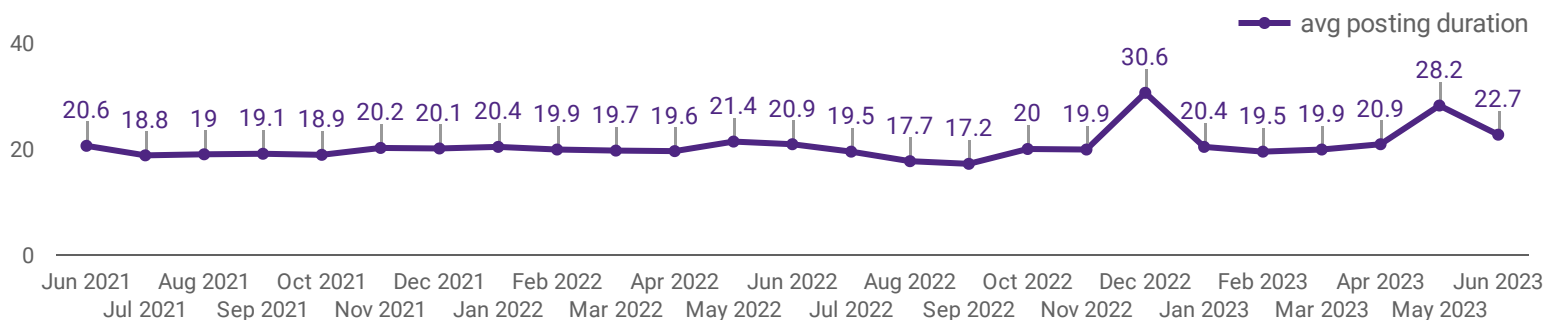
## NUMBER OF ACTIVE JOB BOARDS

How many job postings were active for at least 1 day this month on these job boards?



## AVERAGE POSTING LENGTH BY DAYS

How long are employers having to recruit for in order to find candidates to fill their job vacancies?



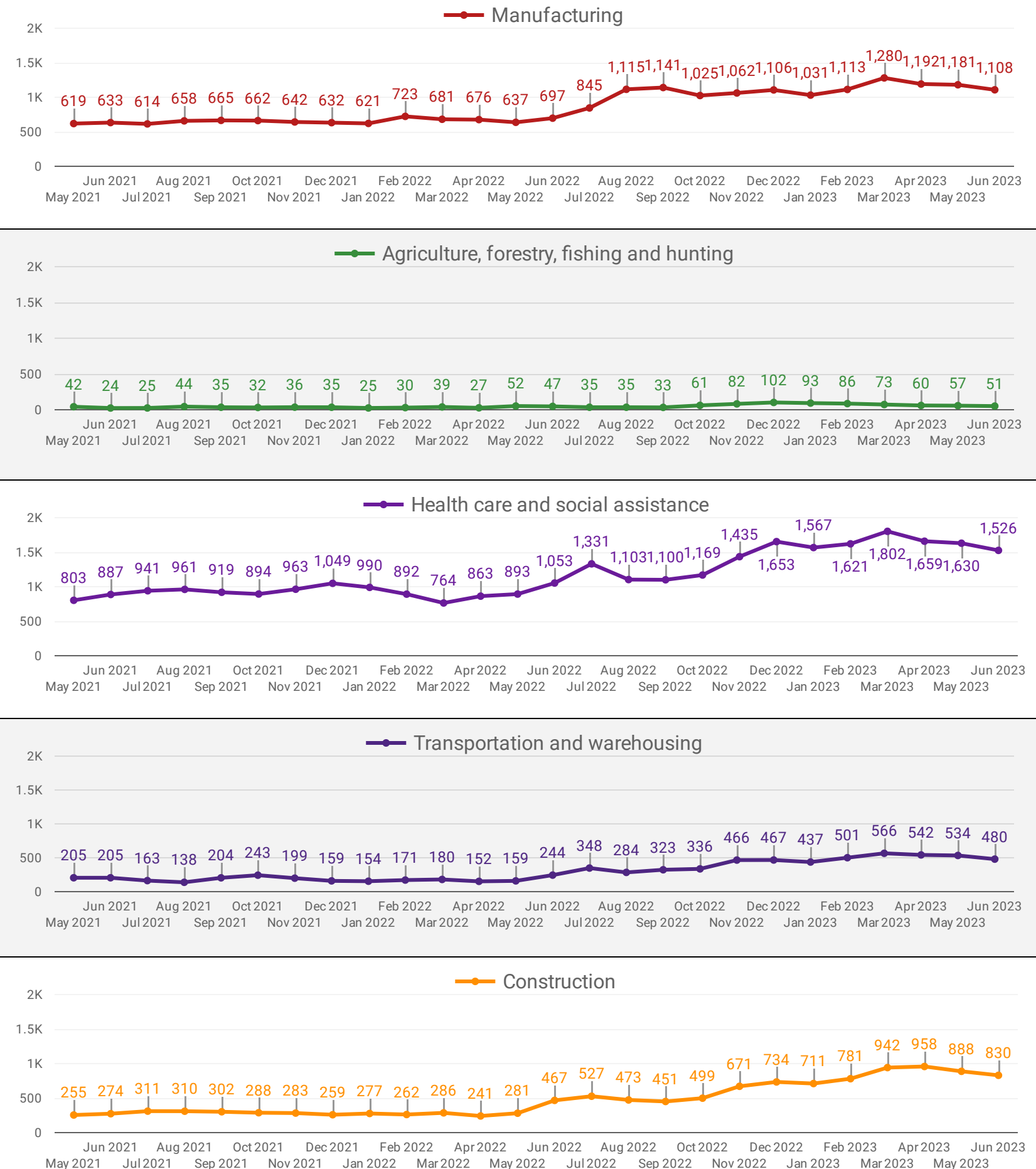
## POST DATE TIMELINE FOR THIS MONTH'S ACTIVE JOB POSTINGS

How many job postings were active for at least 1 day this month?



## DEMAND BY KEY SECTOR (YORK REGION)

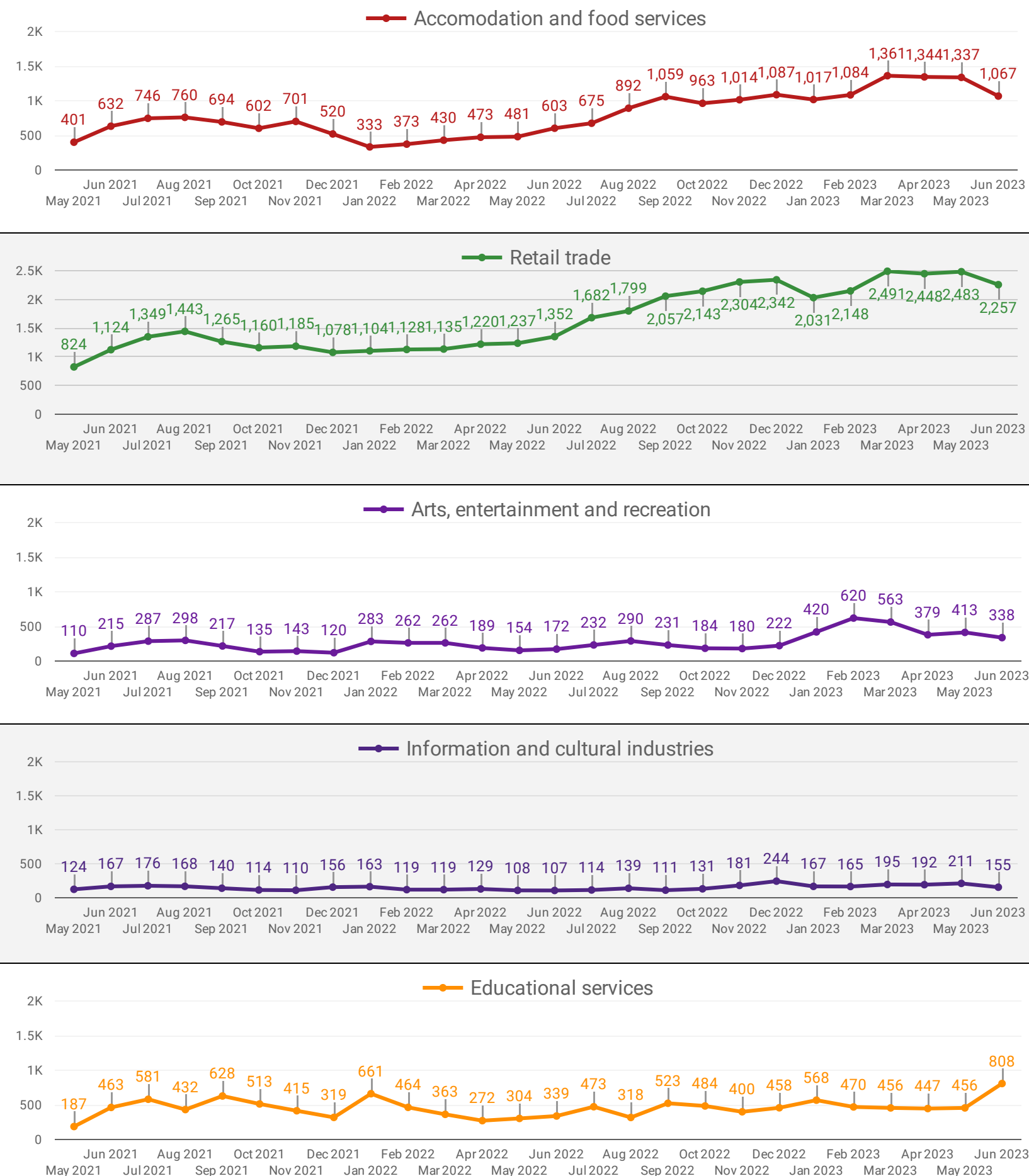
How many job postings were active for at least 1 day this month by sector?



NOTE: This graph cannot be filtered using the controls on the cover page

## DEMAND BY IMPACTED SECTOR (YORK REGION)

How many job postings were active for at least 1 day this month by sector?

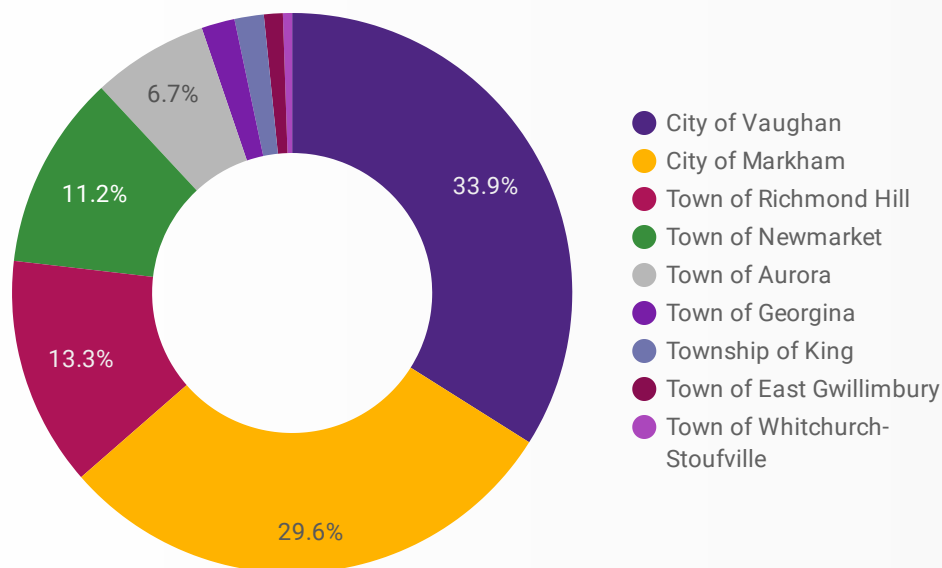


NOTE: This graph cannot be filtered using the controls on the cover page

## JOB POSTINGS BY MUNICIPALITY

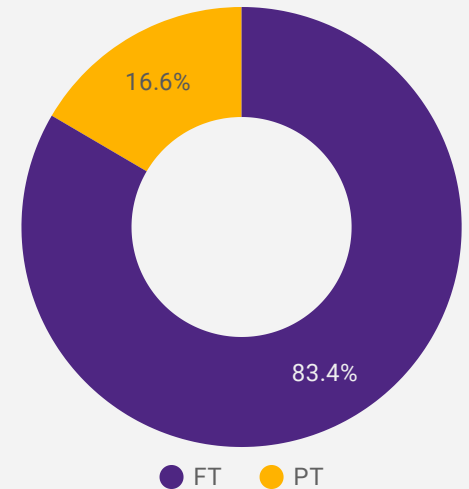
Where are job opportunities being offered?

	MUNICIPALITY	POSTING COUNT	AVG POSTING LENGTH IN DAYS	MEDIAN POSTING LENGTH IN DAYS
1.	City of Vaughan	6,085	22.2	17
2.	City of Markham	5,311	21.3	17
3.	Town of Richmond Hill	2,376	20.9	17
4.	Town of Newmarket	2,015	26.4	17
5.	Town of Aurora	1,200	24.8	17
6.	Town of Georgina	345	22.2	17
7.	Township of King	303	26.9	17
8.	Town of East Gwillimbury	195	40.7	17
9.	Town of Whitchurch-Stouffville	95	24.2	17



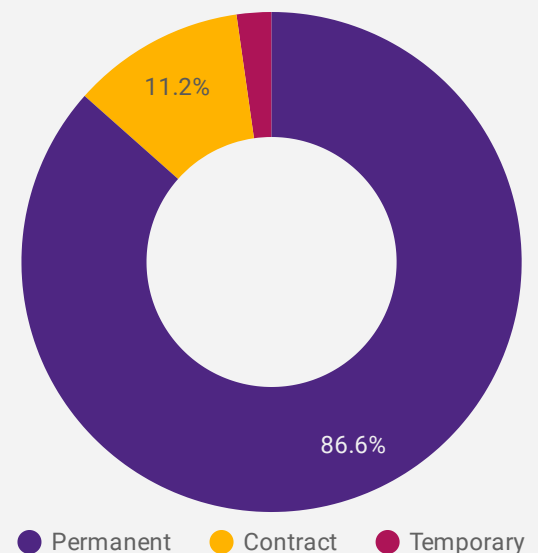
## JOB TYPE

Full-time vs Part-time



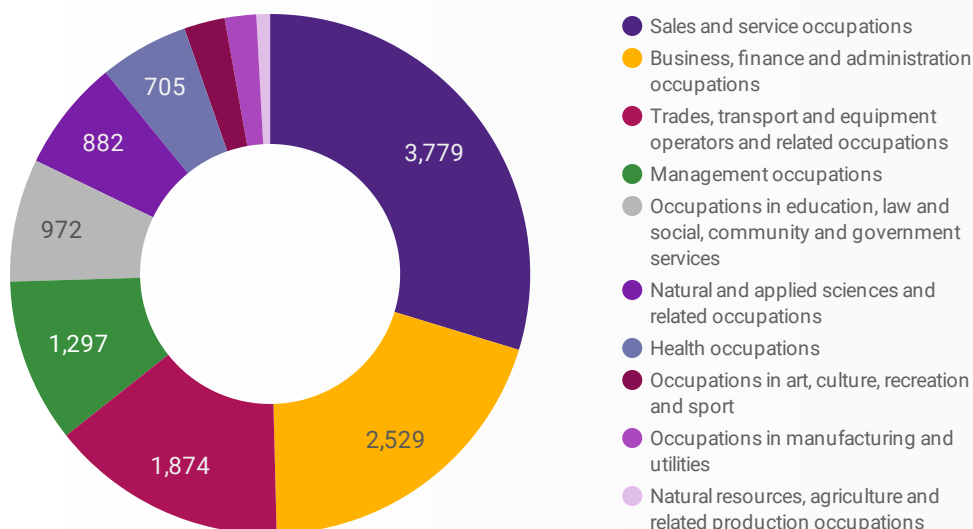
## JOB DURATION

Permanency of jobs posted



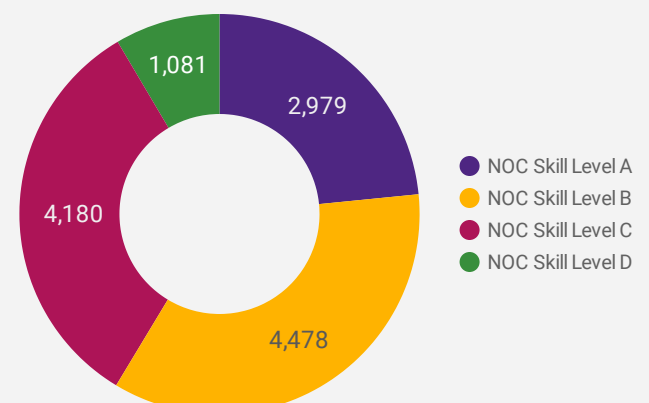
## JOB POSTINGS BY JOB CATEGORY

What broad occupational category is being recruited?



## JOB POSTINGS BY SKILL LEVEL

What education do occupations typically require?



Skill Level A = Usually University education | Skill Level B = Usually College education or Apprenticeship training | Skill Level C = Usually Secondary education or occupation-specific training | Skill Level D = Usually on-the-job training

## TOP HIRING EMPLOYERS & AGENCIES

Who is hiring?

	COMPANY	MUNICIPALITY	POSTINGS COUNT ▾	AVG POSTING LENGTH IN DAYS	MEDIAN POSTING LENGTH IN DAYS
1.	YORK REGION DISTRICT SCHOOL BOARD	City of Markham	197	3.9	2
2.	CANADA'S WONDERLAND	City of Vaughan	111	14.5	17
3.	Randstad Canada	City of Markham	97	70.5	90
4.	City of Markham	City of Markham	89	63.2	34
5.	MAGNA INTERNATIONAL	City of Vaughan	85	14.0	14
6.	MACKENZIE HEALTH	Town of Richmond Hill	84	17.4	17
7.	YORK REGION DISTRICT SCHOOL BOARD	Town of Richmond Hill	81	6.6	2
8.	AMD	City of Markham	81	35.9	27
9.	SOUTHLAKE REGIONAL HEALTH CENTRE	Town of Newmarket	79	16.4	17
10.	YORK REGION DISTRICT SCHOOL BOARD	Town of Aurora	69	22.9	4
11.	YORK REGION DISTRICT SCHOOL BOARD	City of Vaughan	68	8.7	5
12.	MACKENZIE HEALTH	City of Vaughan	67	15.0	17
13.	STAPLES CANADA	Town of Richmond Hill	62	14.8	14
14.	CAA South Central Ontario	City of Markham	62	null	null
15.	Zanchin Automotive Group	City of Vaughan	52	16.3	17
16.	YORK REGION DISTRICT SCHOOL BOARD	Town of Newmarket	51	13.6	4
17.	AECOM CANADA LTD.	City of Markham	47	13.9	14
18.	Municipality of York	Town of Newmarket	44	15.6	13
19.	MARKHAM STOUFFVILLE HOSPITAL	City of Markham	42	16.8	17
20.	Town of Newmarket	Town of Newmarket	37	16.3	17
21.	YORK CATHOLIC DISTRICT SCHOOL BOARD	Town of Aurora	35	12.8	8
22.	MAGNA INTERNATIONAL	Town of Aurora	35	14.0	14
23.	Stantec	City of Markham	34	17.4	17
24.	YORK REGION DISTRICT SCHOOL BOARD	Town of Georgina	34	4.3	2
25.	PLAN GROUP	City of Vaughan	34	13.8	17
26.	Magna International Inc.	City of Vaughan	32	17.0	17
27.	Axiom Group Inc.	Town of Aurora	32	16.7	17
28.	Aviva	City of Markham	30	14.5	14

## TOP HOURLY WAGES IN JOB POSTINGS

What are employers willing to pay to find the perfect candidate?

# of Minimum Wage Job Postings

320

	JOB TITLE	COMPANY	LOCATION	HOURLY WAGE ▾
1.	Chiroprapist	Orthotic provider	City of Markham	250 
2.	Medical Physician/family Practice/medical Pain Specialist	SPINEgroup	City of Vaughan	250 
3.	Chiropractor	Nobleton Chiropractic and Rehab	Township of King	170 
4.	Sales Representative (commission-based)	Dr Spotless Cleaning	Town of Aurora	150 
5.	Optometrist	Amethyst Optical	Town of Aurora	130 
6.	Msw Social Worker /counsellor	GREEN LIFE COUNSELING	Town of Richmond Hill	120 
7.	Registered Massage Therapist Needed Full Time And Part Time	Healing Place Rehab Centre	City of Markham	120 
8.	Part Time Marketer Needed - Perfect for Students!	Bear's Brush Painting	Town of Aurora	120 
9.	Locum Chiropractor	REHAB ON YONGE	City of Markham	119 
10.	Accounts Payable Analyst	UNFI	City of Vaughan	106 
11.	Speech-language Pathologist	Diverse Learners Speech Therapy Services	Township of King	105 
12.	Speech-language Pathologist	Bridge to Communication	City of Markham	105 
				1 - 100 / 4361 < >

## TOP SALARIES IN JOB POSTINGS

What are employers willing to pay to find the perfect candidate?

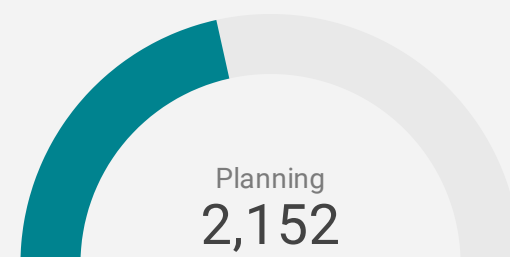
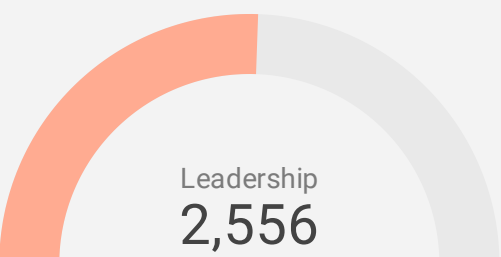
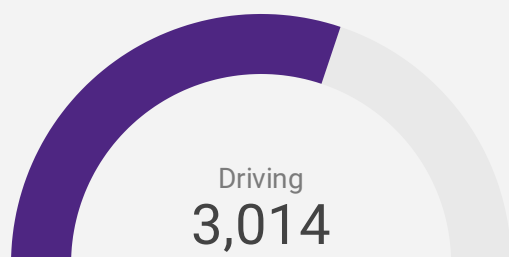
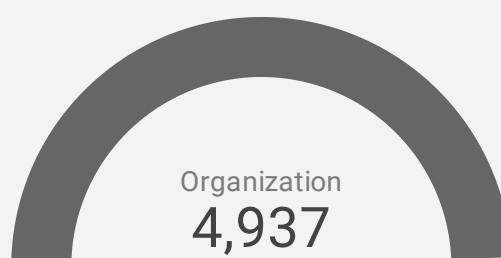
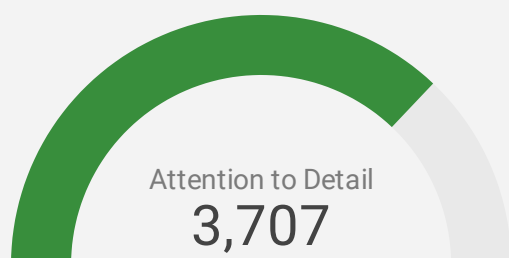
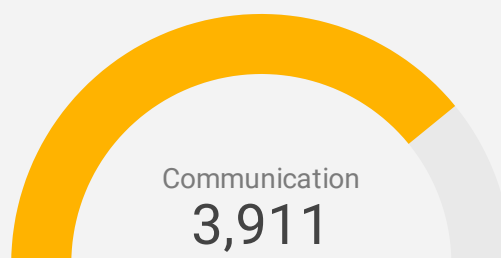
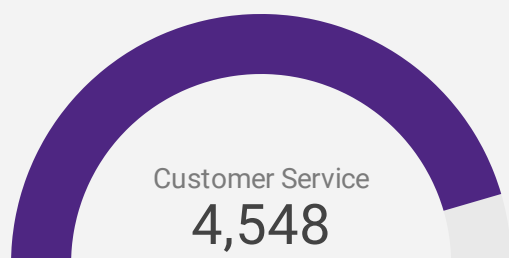
	JOB TITLE	COMPANY	LOCATION	ANNUAL SALARY ▾
1.	Family Physician	FlexMD	City of Markham	350,000 
2.	Lawyer	Deo Condominium Lawyers	City of Vaughan	250,000 
3.	Real Estate Agent	D house Real Estate	City of Markham	250,000 
4.	Real Estate Agent	THE GUARDIAN HOME REALTY INC.	City of Markham	250,000 
5.	Real Estate Sales Representative	Re/Max All-Stars Benczik Kavanagh Team	City of Markham	250,000 
6.	New Or Experienced Mortgage Agent / Broker (full Time)	INTREND MORTGAGE INC	Town of Richmond Hill	250,000 
7.	Head Of Sales	DIGITAL BUSINESS SYSTEMS	City of Markham	230,000 
8.	B2b Sales Executive- It Hardware Industry-vaughan	Staffmax Healthcare	City of Vaughan	200,000 
9.	Sales Associate	David Michael Originals Ltd.	Town of Newmarket	200,000 
10.	Subprime Director	.job-search-1on8af8{border-radius:50%;height:32px;width:32px}	#N/A	200,000 
				1 - 100 / 5734 < >

## TOP IN-DEMAND SKILLS

How many times were these skills found in job postings?

ACTIVE JOB POSTINGS THIS MONTH

18,488



## KEY JOB REQUIREMENTS

How often are these requirements desired in job postings?

ACTIVE JOB POSTINGS THIS MONTH

18,488



Driver's License  
321



First Aid  
815



Regular Access to a Vehicle  
648



Criminal Record Check  
1,535



Microsoft Office  
1,351



Food Safety  
342



## TOP OCCUPATIONS BY SKILL, FREQUENCY & DURATION

What jobs are in-demand and/or hard to fill?

	4 DIGIT NOC	4 DIGIT NOC NAME	SKILL LEVEL	POSTING COUNT	AVG POSTING LENGTH IN DAYS	MEDIAN POSTING LENGTH IN DAYS
1.	6421	Retail salespersons	NOC Skill Level C	755	21.5	17
2.	6552	Other customer and information services representatives	NOC Skill Level C	448	18.3	17
3.	1241	Administrative assistants	NOC Skill Level B	427	32.7	17
4.	6322	Cooks	NOC Skill Level B	402	38.0	17
5.	7452	Material handlers	NOC Skill Level C	388	19.3	17
6.	0621	Retail and wholesale trade managers	NOC Skill Level A	341	18.7	17
7.	4412	Home support workers  housekeepers and related occupations	NOC Skill Level C	272	29.7	17
8.	1414	Receptionists	NOC Skill Level C	245	27.0	17
9.	7511	Transport truck drivers	NOC Skill Level C	235	24.5	17
10.	6311	Food service supervisors	NOC Skill Level B	204	75.4	51.5
11.	6711	Food counter attendants  kitchen helpers and related support occupations	NOC Skill Level D	186	21.4	17
12.	1431	Accounting and related clerks	NOC Skill Level C	178	18.7	17
13.	6731	Light duty cleaners	NOC Skill Level D	161	26.7	17
14.	1123	Professional occupations in advertising  marketing and public relations	NOC Skill Level A	156	23.6	17
15.	1311	Accounting technicians and bookkeepers	NOC Skill Level B	155	40.2	17
16.	7611	Construction trades helpers and labourers	NOC Skill Level D	155	41.7	17
17.	6211	Retail sales supervisors	NOC Skill Level B	151	32.1	17
18.	6622	Store shelf stockers  clerks and order fillers	NOC Skill Level D	142	16.0	17
19.	0601	Corporate sales managers	NOC Skill Level A	133	24.4	17
20.	1221	Administrative officers	NOC Skill Level B	131	36.7	17
21.	7514	Delivery and courier service drivers	NOC Skill Level C	129	23.8	17
22.	1114	Other financial officers	NOC Skill Level A	125	18.6	17
23.	6513	Food and beverage servers	NOC Skill Level C	119	20.8	17
24.	4214	Early childhood educators and assistants	NOC Skill Level B	118	22.1	17
25.	1521	Shippers and receivers	NOC Skill Level C	110	18.3	17
26.	0631	Restaurant and food service managers	NOC Skill Level A	109	38.3	17
27.	0124	Advertising  marketing and public relations managers	NOC Skill Level A	107	29.5	17
28.	5254	Program leaders and instructors in recreation  sport and fitness	NOC Skill Level B	106	20.8	17
29.	1111	Financial auditors and accountants	NOC Skill Level A	104	15.6	14

## JOB POSTINGS BY 3-DIGIT NATIONAL OCCUPATION CLASSIFICATION

What jobs are hard to fill and/or in-demand?

	3 DIGIT NOC	3 DIGIT NOC NAME	SKILL LEVEL	POSTING COUNT ▾	AVG POSTING LENGTH IN DAYS	MEDIAN POSTING LENGTH IN DAYS
1.	642	Retail salespersons	NOC Skill Level C	755	21.5	17
2.	632	Chefs and cooks	NOC Skill Level B	495	35.4	17
3.	124	Office administrative assistants - general, legal and medical	NOC Skill Level B	485	30.5	17
4.	655	Customer and information services representatives	NOC Skill Level C	464	18.1	17
5.	745	Longshore workers and material handlers	NOC Skill Level C	388	19.3	17
6.	751	Motor vehicle and transit drivers	NOC Skill Level C	388	24.4	17
7.	441	Home care providers and educational support occupations	NOC Skill Level C	364	34.8	17
8.	062	Retail and wholesale trade managers	NOC Skill Level A	341	18.7	17
9.	111	Auditors, accountants and investment professionals	NOC Skill Level A	335	19.1	17
10.	141	General office workers	NOC Skill Level C	318	25.7	17
11.	421	Paraprofessional occupations in legal, social, community and education services	NOC Skill Level B	310	21.7	17
12.	122	Administrative and regulatory occupations	NOC Skill Level B	307	30.4	17
13.	673	Cleaners	NOC Skill Level D	304	24.1	17
14.	143	Financial, insurance and related administrative support workers	NOC Skill Level C	257	20.8	17
15.	631	Service supervisors	NOC Skill Level B	234	70.5	31
16.	112	Human resources and business service professionals	NOC Skill Level A	217	22.2	17
17.	217	Computer and information systems professionals	NOC Skill Level A	211	24.0	17
18.	011	Senior managers - construction, transportation, production and utilities	NOC Skill Level A	209	26.9	17
19.	131	Finance, insurance and related business administrative occupations	NOC Skill Level B	205	34.5	17
20.	152	Supply chain logistics, tracking and scheduling co-ordination occupations	NOC Skill Level C	204	18.0	17
21.	651	Occupations in food and beverage service	NOC Skill Level C	201	23.2	17
22.	671	Food counter attendants, kitchen helpers and related support occupations	NOC Skill Level D	186	21.4	17
23.	662	Other sales support and related occupations	NOC Skill Level D	176	16.0	17
24.	761	Trades helpers and labourers	NOC Skill Level D	169	40.8	17
25.	012	Senior managers - construction, transportation, production and utilities	NOC Skill Level A	161	29.1	17
26.	341	Assisting occupations in support of health services	NOC Skill Level C	160	18.4	17
27.	621	Retail sales supervisors	NOC Skill Level B	151	32.1	17
28.	723	Machining, metal forming, shaping and erecting trades	NOC Skill Level B	142	23.4	17

## JOB POSTINGS BY 2-DIGIT NATIONAL OCCUPATION CLASSIFICATION

What jobs are hard to fill and/or in-demand?

	2 DIGIT NOC	2 DIGIT NOC NAME	SKILL LEVEL	POSTING COUNT ▼	AVG POSTING LENGTH IN DAYS	MEDIAN POSTING LENGTH IN DAYS
1.	12	Administrative and financial supervisors and administrative occupations	NOC Skill Level B	935	30.1	17
2.	63	Service supervisors and specialized service occupations	NOC Skill Level B	901	38.5	17
3.	65	Service representatives and other customer and personal services occupations	NOC Skill Level C	884	19.5	17
4.	64	Sales representatives and salespersons - wholesale and retail trade	NOC Skill Level C	821	21.2	17
5.	14	Office support occupations	NOC Skill Level C	618	26.4	17
6.	06	Middle management occupations in retail and wholesale trade and customer services	NOC Skill Level A	603	23.2	17
7.	11	Professional occupations in business and finance	NOC Skill Level A	552	20.3	17
8.	67	Service support and other service occupations, n.e.c.	NOC Skill Level D	524	22.7	17
9.	72	Industrial, electrical and construction trades	NOC Skill Level B	522	32.4	17
10.	75	Transport and heavy equipment operation and related maintenance occupations	NOC Skill Level C	478	24.0	17
11.	21	Professional occupations in natural and applied sciences	NOC Skill Level A	472	20.5	17
12.	74	Other installers, repairers and servicers and material handlers	NOC Skill Level C	433	19.8	17
13.	22	Technical occupations related to natural and applied sciences	NOC Skill Level B	410	26.7	17
14.	62	Retail sales supervisors and specialized sales occupations	NOC Skill Level B	400	21.1	17
15.	01	Senior managers - construction, transportation, production and utilities	NOC Skill Level A	373	27.7	17
16.	44	Care providers and educational, legal and public protection support occupations	NOC Skill Level C	369	34.3	17
17.	42	Paraprofessional occupations in legal, social, community and education services	NOC Skill Level B	310	21.7	17
18.	73	Maintenance and equipment operation trades	NOC Skill Level B	264	26.3	17
19.	32	Technical occupations in health	NOC Skill Level B	261	20.3	17
20.	66	Sales support occupations	NOC Skill Level D	249	18.1	17
21.	52	Technical occupations in art, culture, recreation and sport	NOC Skill Level B	238	22.9	17
22.	15	Distribution, tracking and scheduling co-ordination occupations	NOC Skill Level C	219	18.4	17
23.	13	Finance, insurance and related business administrative occupations	NOC Skill Level B	205	34.5	17
24.	41	Professional occupations in law and social, community and government services	NOC Skill Level A	192	21.0	17
25.	31	Professional occupations in health (except nursing)	NOC Skill Level A	182	17.1	17
26.	76	Trades helpers, construction labourers and related occupations	NOC Skill Level D	177	39.2	17
27.	34	Assisting occupations in support of health services	NOC Skill Level C	160	18.4	17

## MULTILINGUAL JOB POSTINGS BY THE NUMBERS

ACTIVE POSTINGS  
**761**

NEW POSTINGS  
**0**

COMPANIES  
**505**

LANGUAGES  
**11**

## # OF DAYS POSTED

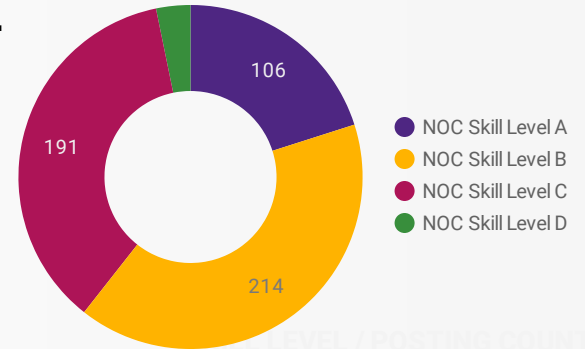
AVERAGE  
**30.6**

MEDIAN  
**17**

## MULTILINGUAL JOB POSTINGS BY SKILL LEVEL

What language skills are employers looking for by occupational skill level?

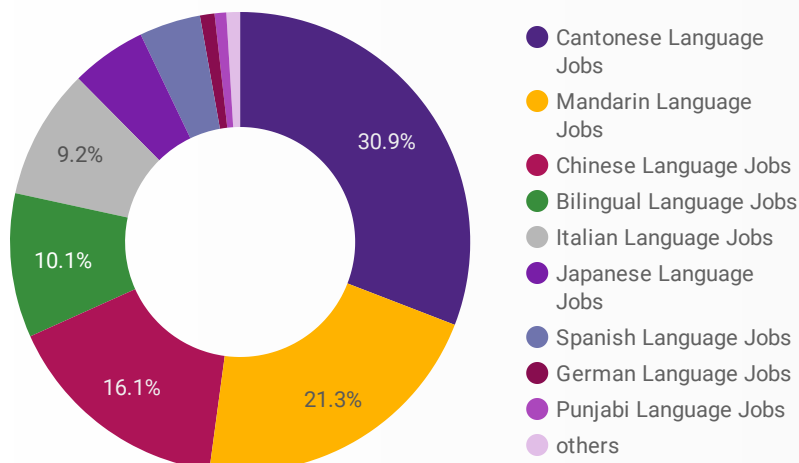
- 106** Skill Level A - Management/ Professional Occupations usually requiring University
- 214** Skill Level B - Usually college education or apprenticeship training
- 191** Skill Level C - Usually secondary education or occupation-specific training
- 17** Skill Level D - Usually on-the-job training



LANGUAGES	NOC Skill Level A	NOC Skill Level B	NOC Skill Level C	NOC Skill Level D
Cantonese Language Jobs	3...	6...	5...	1
Mandarin Language Jobs	2...	3...	4...	1
Chinese Language Jobs	1...	2...	3...	8
Italian Language Jobs	2	5...	1...	2
Bilingual Language Jobs	1...	1...	1...	
Japanese Language Jobs	3	1...	1...	3
Spanish Language Jobs	3	2	9	1
Punjabi Language Jobs	1	1	4	1
Arabic Language Jobs	4	1	1	
German Language Jobs	2	2	1	
Vietnamese Language Jobs	1		1	

## LANGUAGE SKILLS BREAKDOWN

Which kinds of language skills do employers seek?



LANGUAGES	POSTING COUNT
1. Cantonese Language Jobs	213
2. Mandarin Language Jobs	151
3. Bilingual Language Jobs	108
4. Chinese Language Jobs	108
5. Italian Language Jobs	78
6. Japanese Language Jobs	45
7. Spanish Language Jobs	26
8. Punjabi Language Jobs	9
9. Arabic Language Jobs	9
10. German Language Jobs	8

## LANGUAGE SKILLS BEING RECRUITED BY JOB CATEGORY

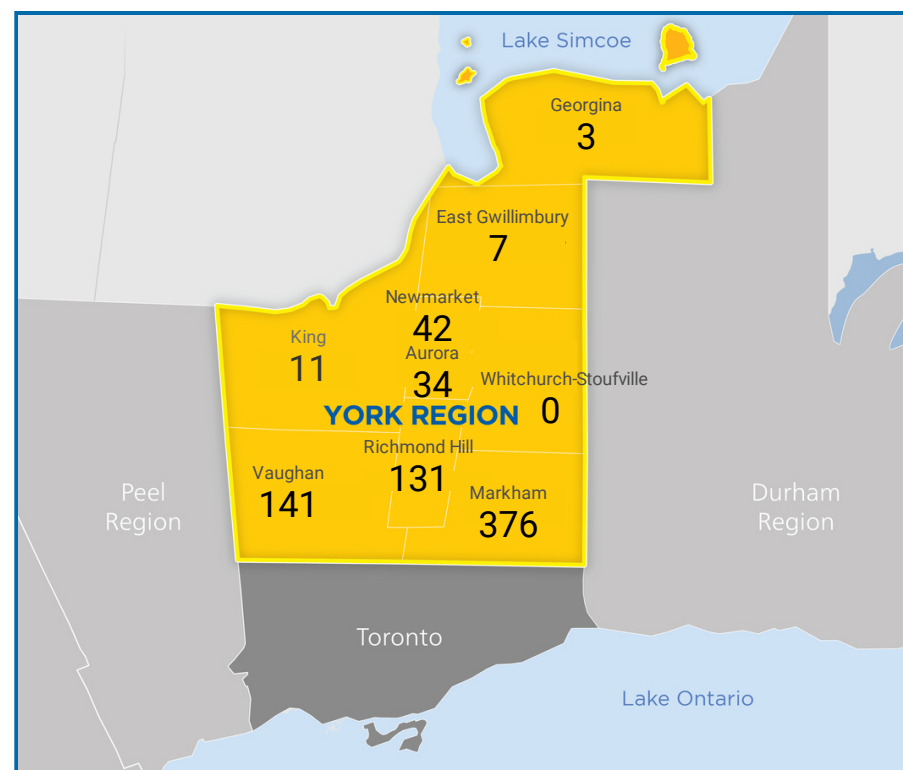
What language skills are sought by 1-Digit NOC?

BROAD OCCUPATIONAL CATEGORY	Cantones...	Mandarin...	Chinese ...	Italian La...	Bilingual ...	Japanese...	Grand total
Business, finance and administration occu...	70	55	18	11	10	2	171
Health occupations	14	2	6	1		1	24
Management occupations	5	16	4		9	3	43
Natural and applied sciences and related o...	3	6			5		18
Natural resources, agriculture and related ...		1					1
Occupations in art, culture, recreation and ...	5	2		1	1		9
Occupations in education, law and social, ...	8	4	18	1	6		43
Occupations in manufacturing and utilities	1	1					2
Sales and service occupations	39	16	23	55	20	28	190
Trades, transport and equipment operator...	8	3	6	2	3		27
<b>Grand total</b>	<b>153</b>	<b>106</b>	<b>75</b>	<b>71</b>	<b>54</b>	<b>34</b>	<b>528</b>

## MULTILINGUAL JOB POSTINGS BY MUNICIPALITY

What language skills are sought by 4-Digit NOC?

	MUNICIPALITY	JOB LANGUAGES	AVG POSTING LENGTH IN DAYS	MEDIAN POSTING LENGTH IN DAYS
1.	City of Markham	376	21.3	17
2.	City of Vaughan	141	22.2	17
3.	Town of Richmond Hill	131	20.9	17
4.	Town of Newmarket	42	26.4	17
5.	Town of Aurora	34	24.8	17
6.	Township of King	11	26.9	17
7.	Town of East Gwillimbury	7	40.7	17
8.	Town of Georgina	3	22.2	17
9.	Town of Whitchurch-Stouffville	0	24.2	17



## LANGUAGE DEMAND BY JOB

What language skills are sought by 4-Digit NOC?

4 DIGIT NOC NAME	POSTINGS
1. Cooks	54
2. Receptionists	50
3. Administrative assistants	42
4. Home support workers  housekeepers and r...	25
5. Retail salespersons	23
6. Chefs	19
7. Other customer and information services re...	18
8. Professional occupations in advertising  ma...	15
9. Other financial officers	11
10. Food counter attendants  kitchen helpers an...	11
11. Financial sales representatives	11
12. Food and beverage servers	10
13. Material handlers	9
14. Bartenders	9
15. Corporate sales managers	8
16. Real estate agents and salespersons	8
17. Financial managers	7
18. User support technicians	7
19. General office support workers	6
20. Accounting and related clerks	6
21. Accounting technicians and bookkeepers	6
22. Other medical technologists and technician...	5
23. Bakers	5
24. Customer services representatives - financi...	5
25. Purchasing managers	5
26. Human resources and recruitment officers	4
27. Supervisors  supply chain  tracking and sch...	4
28. Advertising  marketing and public relations ...	4
29. School principals and administrators of ele...	4
30. Social workers	4
31. Administrative officers	4
1 - 100 / 115	< >

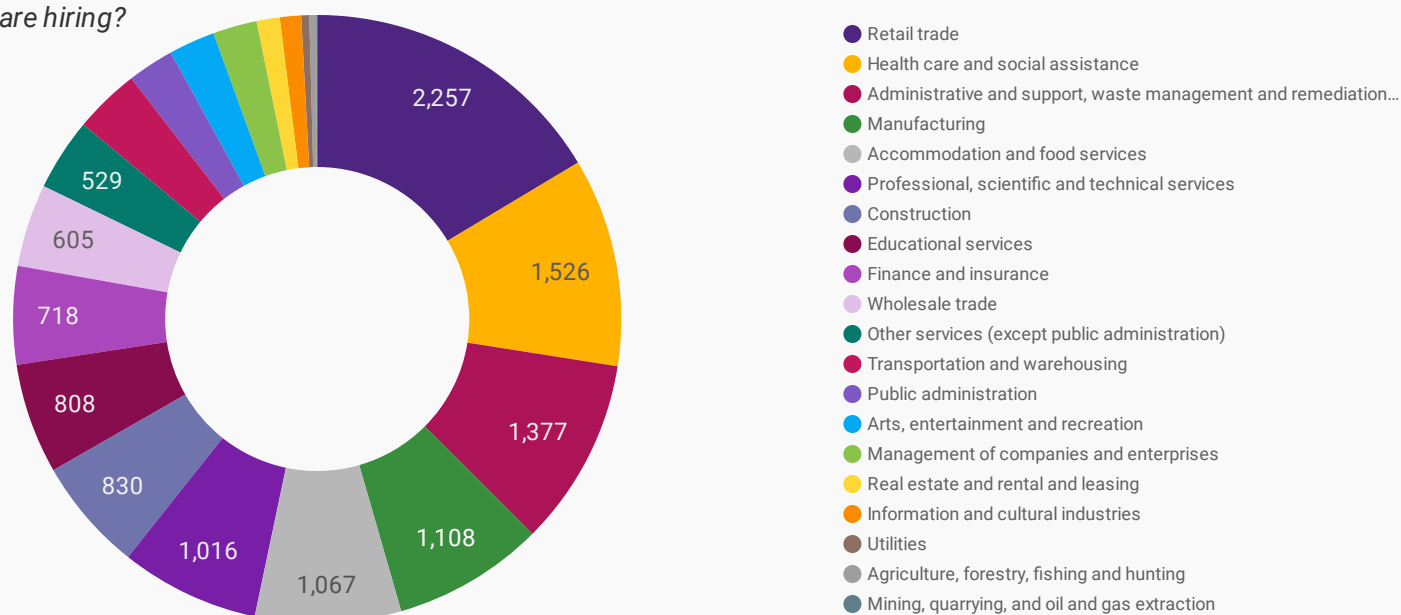
## MULTILINGUAL HIRING EMPLOYERS

Which employers are seeking multilingual candidates?

COMPANY	POSTINGS
1. Advanced Skytech Canada Ltd.	24
2. YEE HONG CENTRE FOR GERIATRIC CARE	19
3. CIBC	8
4. BENTO SUSHI	8
5. TD Bank Group	8
6. TD	7
7. VIVA LIFESTYLE INC.	7
8. Canadian Mental Health Association / CMHA, York and South Simcoe	6
9. CENTURY 21 KENNECT REALTY	6
10. Tapagria Spanish Tapas Bar	5
11. TD BANK	5
12. Cmha York Region	5
13. BELL MOBILITY/BELL MOBILITÄ%	4
14. EAST SIDE MARIO'S	4
15. MARCELLO'S PIZZERIA	4
16. Recipe Unlimited Corporation	4
17. Randstad Canada	4
18. YORK CATHOLIC DISTRICT SCHOOL BOARD	4
19. Johnson & Johnson	4
20. Canadian Mental Health Association, York and South Simcoe	3
21. CHERISH INTEGRATED SERVICES	3
22. ASUS COMPUTER INTERNATIONAL	3
23. Z.R. TOOL INC.	3
24. City of Markham	3
25. LITTLE BURGUNDY	3
26. CTBC BANK CORP. (CANADA)	3
27. BGIS	3
28. COCO FRESH TEA & JUICE	3
29. Uniqlo Canada	3
1 - 50 / 349	< >

## TOP HIRING SECTORS BY 2-DIGIT NAICS CODE

What sectors are hiring?



	2-DIGIT NAICS LABEL	NAICS CODE	POSTING COUNT	AVG POSTING LENGTH IN DAYS	MEDIAN POSTING LENGTH IN DAYS
1.	Retail trade	44-45	2,257	20.5	17
2.	Health care and social assistance	62	1,526	20.0	17
3.	Administrative and support, waste management and remediation services	56	1,377	26.8	17
4.	Manufacturing	31-33	1,108	21.5	17
5.	Accommodation and food services	72	1,067	35.0	17
6.	Professional, scientific and technical services	54	1,016	24.2	17
7.	Construction	23	830	24.6	17
8.	Educational services	61	808	11.9	4
9.	Finance and insurance	52	718	18.5	17
10.	Wholesale trade	41	605	20.7	17
11.	Other services (except public administration)	81	529	32.0	17
12.	Transportation and warehousing	48-49	480	27.2	17
13.	Public administration	91	340	32.5	17
14.	Arts, entertainment and recreation	71	338	22.1	17
15.	Management of companies and enterprises	55	322	21.4	17
16.	Real estate and rental and leasing	53	170	27.0	17
17.	Information and cultural industries	51	155	23.4	17
18.	Utilities	22	58	14.0	17
19.	Agriculture, forestry, fishing and hunting	11	51	17.2	15
20.	Mining, quarrying, and oil and gas extraction	21	7	14.8	14

NOTE: NAICS code 56 includes Employment Agencies. Manufacturing includes codes 31-33, Retail Trade includes codes 44-45 and Transportation and Warehousing includes codes 48-49.

## TOP HIRING SECTORS BY 3-DIGIT NAICS CODE

What sectors are hiring?

	3-DIGIT NAICS LABEL	NAICS CODE	POSTING COUNT ▾	AVG POSTING LENGTH IN DAYS	MEDIAN POSTING LENGTH IN DAYS
1.	Administrative and support services	561	1,295	27.3	17
2.	Professional, scientific and technical services	541	1,016	24.2	17
3.	Food services and drinking places	722	958	37.8	17
4.	Educational services	611	808	11.9	4
5.	Ambulatory health care services	621	646	22.0	17
6.	Specialty trade contractors	238	553	25.0	17
7.	Clothing and clothing accessories stores	448	466	18.8	17
8.	Motor vehicle and parts dealers	441	404	18.4	17
9.	Food and beverage stores	445	391	21.2	17
10.	Credit intermediation and related activities	522	340	15.6	14
11.	Amusement, gambling and recreation industries	713	331	21.9	17
12.	Social assistance	624	330	20.1	17
13.	Management of companies and enterprises	551	322	21.4	17
14.	Transportation equipment manufacturing	336	319	17.3	14
15.	Insurance carriers and related activities	524	318	23.6	17
16.	Local, municipal and regional public administration	913	285	33.1	17
17.	Hospitals	622	279	16.4	17
18.	Nursing and residential care facilities	623	271	18.7	17
19.	General merchandise stores	452	207	17.0	17
20.	Personal and laundry services	812	198	30.1	17
21.	Truck transportation	484	190	27.9	17
22.	Construction of buildings	236	185	24.5	17
23.	Repair and maintenance	811	184	29.1	17
24.	Health and personal care stores	446	183	21.4	17
25.	Building material and garden equipment and supplies dealers	444	178	19.8	17
26.	Building material and supplies merchant wholesalers	416	161	17.9	17
27.	Fabricated metal product manufacturing	332	153	21.8	17
28.	Machinery, equipment and supplies merchant wholesalers	417	142	20.8	17
29.	Food, beverage and tobacco merchant wholesalers	413	135	19.2	17
30.	Furniture and home furnishings stores	442	128	29.2	17
31.	Support activities for transportation	488	123	28.0	17



## TOP HIRING SECTORS BY 4-DIGIT NAICS CODE

What sectors are hiring?

	4-DIGIT NAICS LABEL	NAICS CODE	POSTING COUNT ▾	AVG POSTING LENGTH IN DAYS	MEDIAN POSTING LENGTH IN DAYS
1.	Full-service restaurants and limited-service eating places	7225	855	39.6	17
2.	Employment services	5613	806	27.0	17
3.	Elementary and secondary schools	6111	614	9.0	2
4.	Clothing stores	4481	409	19.3	17
5.	Automobile dealers	4411	372	18.7	17
6.	Management of companies and enterprises	5511	322	21.4	17
7.	Grocery stores	4451	308	17.6	17
8.	Depository credit intermediation	5221	308	15.0	14
9.	Motor vehicle parts manufacturing	3363	306	16.6	14
10.	Other local, municipal and regional public administration	9139	285	33.1	17
11.	Agencies, brokerages and other insurance related activities	5242	284	23.8	17
12.	General medical and surgical hospitals	6221	277	16.4	17
13.	Architectural, engineering and related services	5413	262	18.9	17
14.	Building equipment contractors	2382	253	23.7	17
15.	Computer systems design and related services	5415	242	26.2	17
16.	Services to buildings and dwellings	5617	238	26.2	17
17.	Offices of other health practitioners	6213	238	24.2	17
18.	Other amusement and recreation industries	7139	213	26.6	17
19.	Community care facilities for the elderly	6233	194	16.2	17
20.	Child day-care services	6244	184	25.4	17
21.	Health and personal care stores	4461	183	21.4	17
22.	General freight trucking	4841	178	26.4	17
23.	Building material and supplies dealers	4441	172	18.2	17
24.	Management, scientific and technical consulting services	5416	167	20.7	17
25.	Department stores	4521	164	17.5	17
26.	Offices of dentists	6212	155	22.9	17
27.	Individual and family services	6241	143	14.6	17
28.	Other schools and instruction	6116	141	22.5	17
29.	Personal care services	8121	137	27.7	17
30.	Investigation and security services	5616	131	24.2	17
31.	Automotive repair and maintenance	8111	124	33.9	17

## TOP HIRING SECTORS BY 5-DIGIT NAICS CODE

What sectors are hiring?

	5-DIGIT NAICS LABEL	NAICS CODE	POSTING COUNT ▾	AVG POSTING LENGTH IN DAYS	MEDIAN POSTING LENGTH IN DAYS
1.	Full-service restaurants and limited-service eating places	72251	855	39.6	17
2.	Employment placement agencies and executive search services	56131	638	28.2	17
3.	Elementary and secondary schools	61111	614	9.0	2
4.	New car dealers	44111	356	18.7	17
5.	Management of companies and enterprises	55111	322	21.4	17
6.	Banking	52211	308	15.0	14
7.	Supermarkets and other grocery (except convenience) stores	44511	306	17.6	17
8.	Other local, municipal and regional public administration	91391	285	33.1	17
9.	General medical and surgical hospitals	62211	277	16.4	17
10.	Insurance agencies and brokerages	52421	252	23.9	17
11.	Computer systems design and related services	54151	242	26.2	17
12.	Engineering services	54133	227	17.6	17
13.	Community care facilities for the elderly	62331	194	16.2	17
14.	Child day-care services	62441	184	25.4	17
15.	Temporary help services	56132	168	23.0	17
16.	Department stores	45211	164	17.5	17
17.	Landscaping services	56173	158	26.7	17
18.	Offices of dentists	62121	155	22.9	17
19.	Management consulting services	54161	144	21.9	17
20.	Motor vehicle transmission and power train parts manufacturing	33635	143	14.0	14
21.	Other clothing stores	44819	138	16.5	17
22.	Electrical contractors and other wiring installation contractors	23821	136	18.4	17
23.	General freight trucking, long distance	48412	131	28.8	17
24.	Family clothing stores	44814	124	26.8	17
25.	Residential building construction	23611	113	29.3	17
26.	Amusement and theme parks	71311	111	14.5	17
27.	Plumbing, heating and air-conditioning contractors	23822	110	32.5	17
28.	Fitness and recreational sports centres	71394	109	23.2	17
29.	Other motor vehicle parts manufacturing	33639	108	19.0	17
30.	Hair care and esthetic services	81211	106	23.7	17
31.	Home health care services	62161	105	20.1	17

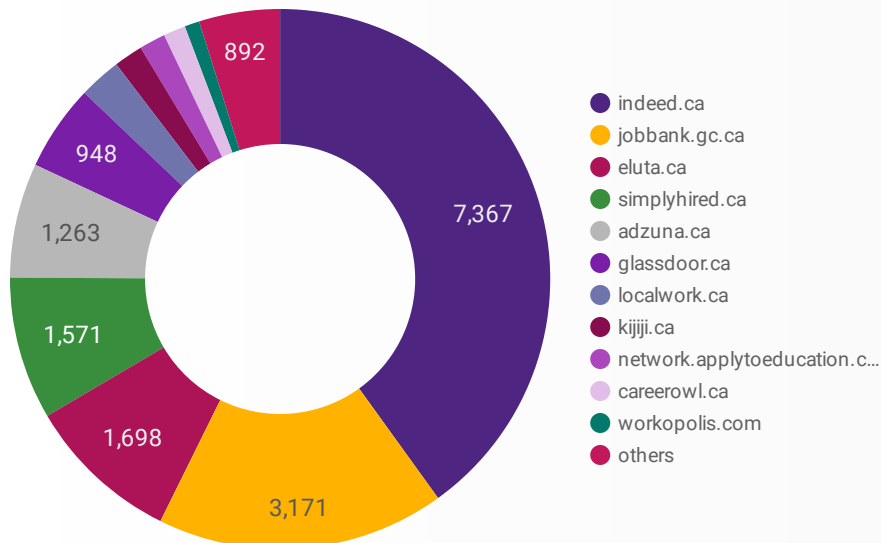
## TOP HIRING SECTORS BY 6-DIGIT NAICS CODE

What sectors are hiring?

	6-DIGIT NAICS LABEL	NAICS CODE	POSTING COUNT ▼	AVG POSTING LENGTH IN DAYS	MEDIAN POSTING LENGTH IN DAYS
1.	Employment placement agencies and executive search services	561310	638	28.2	17
2.	Elementary and secondary schools	611110	614	9.0	2
3.	Full-service restaurants	722511	534	41.2	17
4.	New car dealers	441110	356	18.7	17
5.	Limited-service eating places	722512	321	36.6	17
6.	Holding companies	551113	320	21.4	17
7.	Supermarkets and other grocery (except convenience) stores	445110	306	17.6	17
8.	Other local, municipal and regional public administration	913910	285	33.1	17
9.	Insurance agencies and brokerages	524210	252	23.9	17
10.	Computer systems design and related services (except video game design and development)	541514	242	26.2	17
11.	General (except paediatric) hospitals	622111	234	16.3	17
12.	Engineering services	541330	227	17.6	17
13.	Community care facilities for the elderly	623310	194	16.2	17
14.	Corporate and institutional banking industry	522112	190	15.2	14
15.	Child day-care services	624410	184	25.4	17
16.	Temporary help services	561320	168	23.0	17
17.	Department stores	452110	164	17.5	17
18.	Landscaping services	561730	158	26.7	17
19.	Offices of dentists	621210	155	22.9	17
20.	Motor vehicle transmission and power train parts manufacturing	336350	143	14.0	14
21.	All other clothing stores	448199	138	16.5	17
22.	Electrical contractors and other wiring installation contractors	238210	136	18.4	17
23.	Family clothing stores	448140	124	26.8	17
24.	General freight trucking, long distance, truck-load	484121	122	29.2	17
25.	Personal and commercial banking industry	522111	118	14.9	14
26.	Residential building construction	236110	113	29.3	17
27.	Amusement and theme parks	713110	111	14.5	17
28.	Plumbing, heating and air-conditioning contractors	238220	110	32.5	17
29.	Fitness and recreational sports centres	713940	109	23.2	17
30.	Other motor vehicle parts manufacturing	336390	108	19.0	17
					1 - 50 / 480

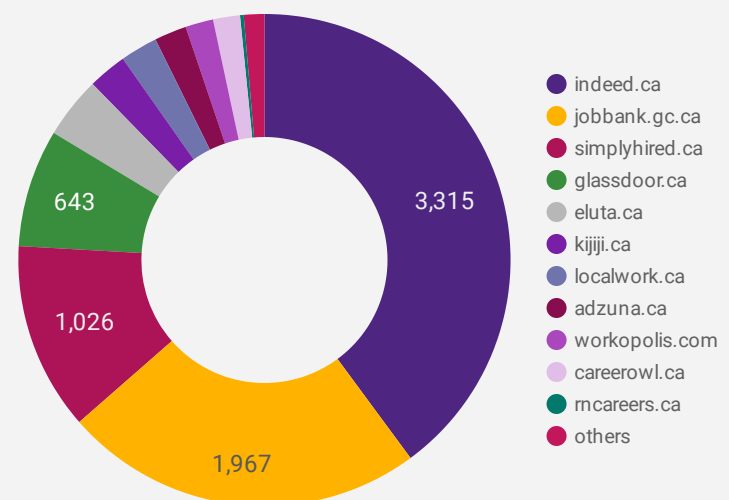
## JOB POSTINGS BY JOB BOARD

What share of unique job postings appear on each job board?



## COMPANIES BY JOB BOARD

What share of unique job postings appear on each job board?



## JOB POSTING DETAILS BY JOB BOARD

How does job posting activity differ by job board?

	JOB BOARD	POSTING COUNT ▾	AVG POSTING LENGTH IN DAYS	MEDIAN POSTING LENGTH IN DAYS	# OF COMPANIES
1.	indeed.ca	7,367	16.3	17	3,315
2.	jobbank.gc.ca	3,171	47.8	29	1,967
3.	eluta.ca	1,698	17.0	17	337
4.	simplyhired.ca	1,571	16.8	17	1,026
5.	adzuna.ca	1,263	14.0	14	176
6.	glassdoor.ca	948	17.0	17	643
7.	localwork.ca	464	10.5	4	204
8.	kijiji.ca	320	15.1	15	212
9.	network.applytoeducation.com	288	10.0	2	4
10.	careerowl.ca	244	130.6	102	147
11.	workopolis.com	164	249.1	249	152
12.	careerarc.com	157	32.3	25	10
13.	randstad.ca	141	72.9	90	1
14.	careerbuilder.ca	131	77.4	75	17
15.	rncareers.ca	120	31.4	11	20
16.	jobillico.com	97	19.5	16	18
17.	workforcenow.adp.com	58	79.7	81	1